



ORIENTEERING NSW

Annual Report 2017



Bennelong Northside



Big Foot



Bush 'n' Beach



Central Coast



Garinal



Goldseekers



Newcastle



Illawarra Kareelah



Northern Tablelands



Southern Highlands



Uringa



Waggaroos



Western & Hills



Western Plains



Affiliated with Orienteering Australia

Board Members

| | | |
|--------------------|----------------------|----|
| President | Greg Barbour | BF |
| Secretary | Robert Spry | SH |
| Finance Director | Mark Shingler | BF |
| Technical Director | Andrew Lumsden | BF |
| Marketing Director | Michael Ridley-Smith | GO |
| Communications | | |
| Director | Maurice Anker | NT |
| Coaching Director | Toby Wilson | GO |
| Directors | Andrew Power | NC |
| | Graham Horrocks | GO |

(Graham Horrocks until August 2017)

Office Bearers

Statistician (OY) Colin Bailey NC

Mapping Officer Russell Rigby NC

Selectors Jock Davis CC
Rob Bennett NC
Hilary Wood CC

Junior Squad Manager Sally Devenish WP

Junior Squad Coach Rob Bennett NC

Webmaster Maurice Anker NT

ONSW Staff

| | | |
|-----------------|---------------------|----|
| Paul Prudhoe | Executive Officer | CC |
| John Murray | Admin Officer | WH |
| Dennis Sparling | Finance Officer | GO |
| Ian Jessup | Marketing Officer | GO |
| Jim Mackay | Development Officer | |
| | Co-ordinator | UR |

Senior Squad (Stingers)

Coordinator Joshua Blatchford NC

Head Coach Vacant

MetrO League

Coordinator Ian Jessup GO

Sydney Summer Series

Coordinator Ross Barr GO

Statistician David Noble BF

Western Sydney Summer Series

Coordinator Janet Morris WH

Southern Sydney Summer Series

Coordinator Dave Lotty UR

Saturday Orienteering

Series Barbara Hill GO

Belanglo House Manager

Kevin Curby IK

OA Councillor Greg Barbour BF

Auditor K.S Black & Co

Public Officer Robert Spry SH

PRESIDENT'S REPORT

What a year!

ONSW took on the biggest jobs and got them all done. The largest attendance at an Australian championship, holding the Australian 3-Day carnival, the Australian MTBO Champs and the Christmas 5-days all in the same year. Our thanks to the all the volunteers that put in all the hours, all the disruption to their routine so we could all enjoy wonderful forest orienteering.

The major events started with the Australian 3-Days in Wagga, which showcased some wonderful rock terrain, great courses and great weather. A highlight was the surprise last day starting in complex rock terrain and then into a great urban sprint area. A great mixture of techniques required and somewhat bittersweet for me as I snatched defeat from the jaws of victory.

The Australian Champs followed and opened a new terrain type for NSW with complex gold mining in Hill End; superb areas and courses and scenery. A true carnival of orienteering supplemented by the success of the midweek 3-Day which resulted in people staying for the week and bolstering our numbers to the highest ever Australian Champs attendance. Well done to Barbara Junghans and her team. This reminds us that the importance of regional orienteering to the overall health of orienteering in NSW is underestimated. The best areas for orienteering are in the country, and continued support to the small numbers that keep the clubs at Wagga, Orange, Armidale and Coffs Harbour is necessary.

Unbelievably, following the Australian Foot O champs we moved on to the Australian MTBO champs a week later. Greg Bacon and his team (many from Newcastle) put on a great show in the Southern Highlands, and David West came out of retirement and pitched in with areas and mapping. A great time was had by all; well done to Greg Bacon and his team. Unfortunately, MTBO is just not getting the traction it needs to survive. If we are serious about continuing, we are going to need some clubs to step up and put on the occasional event. It is our choice: if we do nothing MTBO will wilt and die.

The temptation, given the event load, was to just try to hold it all together on all other fronts during the year, yet this was far from what happened. We have a new endorsed strategy of community and participation that we must now implement.

The team at Sydney Olympic Park running the office under Paul Prudhoe's leadership is maturing and tackling the hard work of day-to-day operations, innovations and participation. The work of Jim, Ian, John and Dennis can go unnoticed; it is steady and unrelenting, and their dedication to the task is much appreciated.

A big success story for orienteering in NSW is not ours. Of course, I speak of the success that Barbara Hill and Bold Horizons is having. Bold Horizons is running the popular Sydney Saturday morning series whose quality is drawing regular orienteers. I am astounded that such a small team can pump out quality events week after week. The recipe is something we can all learn from... be innovative with technology and area selection, group events in the same region, keep the time and format the same, keep it simple... only a few courses. Barbara's energy amazes, not only the Saturday Orienteering Series but also her women's training camps, coaching, coach accreditation, helping Garingal at events, working for Orienteering Australia and running the NSW Sprint Champs for charity at PLC. We seem to have a wonder woman in our midst - or perhaps it is more like the

Incredibles as the whole family seems to be roped in? There are some detractors I hear ruing that professional providers are entering the sport... to me there is room for clubs and providers; together the aim is to enjoy and promote our sport.

One highlight of the year has been the increase in the number of coaches; a credit to Jim Mackay, Barbara, Ian, Erica Smith and others. The number of new Level 0 coaches in NSW has jumped from 14 in 2015 to 80 in 2016 and now 149 in 2017. Level 1 coach numbers have also doubled during the year. Part of this must be attributed to our great scholars this year - Konsta from Finland and Tuve from Sweden - both of whom are keenly interested in coaching. On the schools front, Sporting Schools has kept pace and is now financially self-supporting despite a fall-off in government help. In 2018 we will be examining our participation priorities.

We had our largest ever participation in 2017, again partly attributable to hosting all the major carnivals, some 20 % up from 2016. It is encouraging to see average attendances on the rise. Our strategy is to have fewer events but more participants, thus improving the effort-to-return ratio of our volunteer workforce. At the same time our membership has been maintained at almost record levels. This is a credit to all the clubs and their volunteers that have made this happen.

Competitive results for the past year have been encouraging, the Stingers had their best year for a long while with the Junior Elite Men taking the Australian relay title, and also the 2017 National Orienteering League title. In the most junior grades, NSW seems to be well positioned for the future with the very young and we have now two juniors, Ewan and Alvin making the "all Australian Schools team". The individual highlight for the year would be Lucy Mackie's great silver medal at JWOC MTBO - well done, Lucy. So, while we may not be punching our weight yet, with the new leadership in the Stingers and a wealth of young talent coming through we can expect a pipeline of improving results.

Financially ONSW has continued to progress well; we promised to spend our proceeds and in 2017 we have achieved a staggering 44% increase in income (to \$587K) and a similar expense increase resulting in us breaking even for the year. This is our strategy to make more and spend more, thus increasing our activity and base for members. Next year will see a fall in revenue and expenses as we will not run any major carnival.

I heard a comment this year that really made me sit up and think... a plea from a member... "Don't forget bush orienteering... let's make some events for ourselves, not just for newcomers in urban areas". This appeal to not "lose your roots" resonates with me and we will be working hard to mingle this with our strategies.

Finally, I cannot emphasise enough that orienteering in NSW is run by clubs and the bulk of the work is done in clubs. If we are to implement strategy, it is key that the ONSW board and executive makes compelling cases for change and communication that brings the clubs with us. I look forward to 2018 as a year without the burden of huge NSW carnivals that we can start to make the changes necessary to ensure long time health of Orienteering in NSW.

Greg Barbour
President

SECRETARY'S REPORT

During 2017 the ONSW Board met 8 times. The meetings were held using Skype for Board members who live outside Sydney.

The Board composition was stable for most of 2017, the only exception being Graham Horrocks standing down from his role as a Director in August due to ill health. However, there is an ongoing need to increase diversity on the Board and we would welcome interest from females and younger applicants.

The 2017 AGM adopted changes to the ONSW Constitution. The main reason for the changes is to comply with the updated Associations Incorporation Regulation, September 2016. There were also several minor editorial changes. After debate, the changes were adopted with an additional change to Clause 3 (membership requirements) to require that members joining Orienteering NSW shall also nominate to join an affiliated Club.

Each State and Territory Association is entitled to be represented with two votes at Orienteering Australia General Meetings. We were represented at the 2017 OA AGM by Robert Spry. At the 2017 Annual Conference, which also functions as a General Meeting, Robert Spry was our delegate and held two votes. Robert has previously served on the Board of OA but retired from that position at the AGM on 25 March 2017.

Orienteering NSW's policies and procedures are set out in the ONSW Manual, which can be accessed from the website under 'Resources'. This is an important reference for event organisers and officials, and more generally for all NSW orienteers. There is an ongoing need to keep the Manual up to date but progress continues to be slow.

Belanglo Hut

The Belanglo Hut is supported by a voluntary group called the 'Friends of the Hut' (FOTH), led by Kevin Curby and Peter Howe. The Hut continues to provide a useful a facility for NSW orienteering training days and orienteer accommodation, and its running costs are covered by booking fees including some use by Forestry workers.

During 2017 significant improvements were made to the building using a mix of donated and discounted materials to keep costs down. The work included cutting firewood, maintaining the grounds, cleaning, repainting, installing two new (donated) fridges, replacing guttering and repairing the fireplace in the Durham Room. Regular working bees are held and helpers are always welcome.

Robert Spry
ONSW Secretary

ANNUAL FINANCIAL REPORT 2017

In line with previous years, the 2017 ONSW Accounts have been prepared in accordance with the relevant Australian Accounting Standards. Accordingly, the Annual Financial Statement is presented on an accrual basis, excluding GST, with a comparison to 2016 where available.

ONSW continues to have a healthy Balance Sheet position with members' funds of \$169,409; this is in addition to funds held by Clubs. Income for the year was \$549,513, an increase of \$167,819 (44%) on the previous year mainly due to income related to the 2017 Australian Championships Carnival. This translates to a surplus of \$200, a reduction on 2016 where a surplus of \$22,785 was reported. Despite running three profitable major carnivals, 2017 was impacted by higher salary costs associated with development activities, a large volume of activity around delivering ASC participation grant initiatives and the donation of levies from two events.

After hosting three major carnivals in 2017 ONSW is understandably taking a back seat when it comes to major events in 2018. The next major event is APOC in 2019 with responsibilities shared between ONSW, OACT and OV.

Event Income

Of the reported \$241,745 Event Income, \$154,485 was generated from the three major carnivals (Australian 3 Days, Australian Foot Championships and Australian MTBO Championships) held in 2017 leaving \$87,260 from core NSW events. This represents a \$17,577 reduction year on year due to ONSW holding only seven State League events in 2017 compared to twelve in 2016.

Development Income

As foreshadowed in last year's financial report, Development Income is now split between the Sporting Schools Program and Other Initiatives.

ONSW continues to be an active participant in the Sporting Schools Program, generating income of \$76,340. In 2017 there was more of an emphasis on coaching rather mapping or sale of equipment as the program matures. Under Jim MacKay's guidance ONSW has provided the SSP to 41 schools.

Other Development Income includes schools not part of the SSP (mainly high schools), corporate events, the various NSW Schools Orienteering Championships, youth groups etc.

Grants and Sponsorships

A significant part of our income continues to come from government grants. These include the ongoing \$20,000 from the NSW Government for administrative support and \$47,858 out of a \$100,000 national grant from the Australian Sports Commission to grow orienteering participation. The latter has allowed us to commence expansion plans in Northern Sydney, the Upper Hunter and Port Macquarie.

One-off grants of \$45,000 were received in 2017 in relation to two of the major carnivals; \$30,000 for the Australian Championships from NSW Government and \$15,000 for QB3 from Wagga Wagga Council.

Grants are recognised over the period to which they pertain. As ONSW's January to December financial year differs from the traditional July to June Australian financial year, accounting adjustments are required to bring things into line.

Summary of Grants

| | 2017 | 2016 |
|--------------------------------|------------------|-----------------|
| Grants brought forward | \$25,425 | \$41,635 |
| Grants received | \$118,516 | \$75,750 |
| <u>Less</u> | | |
| Grants deferred | \$33,979 | \$25,425 |
| Total Grants recognised | \$109,962 | \$91,960 |

In 2017 the structure of the accounting system was updated to enable better transparency of how the ASC Participation grants are being spent. In 2017 a total of \$32,136 was identified across seven programs, this excluded any allocation of the paid executive's time. A comparison to 2016 is not available as costs were not specifically booked by grant type at that time.

Due to changes in the Carbine Club, the NSW Schools Team did not receive the regular donation of \$5,000 in 2017, however this has already been secured for 2018 so the Carbine Club's support will continue for another year after a short hiatus. Despite the loss of the sponsorship much of the funding gap was filled by the juniors continuing to provide catering at state leagues (for which many of us are thankful) as well as organising Metro League 3.

A significant amount of work is required in applying for these grants and, once obtained; more effort is needed as detailed reporting on event participation, distribution of grant monies etc. is required. I would like to thank club officials for their help in providing this as and when required.

Eventor

ONSW, in line with all states, continues to use the Eventor system for on-line entry for major and an ever-increasing number of minor events, together with membership. Although not perfect, Eventor is an efficient system for handling online transactions and more importantly a central repository for all results, it also reduces the workload for Club officials. Improvements are slowly being made to Eventor led by an OA working party.

As in 2016, OA allocated the licence fee across the states based on participation numbers. Mainly due to the devaluation of the Australian dollar, ONSW's 2017 allocation increased by \$643 (9.4%). ONSW's share is 26.9% of the total, marginally above that of OV.

In addition to licence fees, merchant fees payable to PayPal & POLi are also a cost of using Eventor. In 2017 these were \$8,296, up from \$4,434 in 2016 due to the high number of entries for the major carnivals.

Belanglo Hut

Usage fees in 2017 were \$5,893, some \$682 down on the previous year despite significant patronage during the Xmas 5 days. The friends of Belanglo Hut continue to do great work with a reduction in maintenance and running costs of \$551 to \$2,800 in 2017. PLEASE ENSURE YOU PAY THE RELEVANT FEES FOR ANY NIGHTS SPENT IN THE HUT OR CAMPING IN THE GROUNDS.

Regulatory requirements

The Association is registered with the Australian Tax Office (ATO) for GST. The sport benefits by directing large transactions through the ONSW accounts rather than through the clubs which are not registered for GST. With gross receipts exceeding \$250,000, ONSW is classified as a Tier 1 association and is required to submit audited financial statements each year to the members at the AGM.

Administration

I would like to especially thank Dennis Sparling who has consolidated his role of Bookkeeper in 2017 with its significant increase in invoice processing resulting from the Australian Championships. Thanks also to Paul Prudhoe and John Murray who have assisted Dennis where necessary to keep ONSW's finances in order.

Mark Shingler
Finance Director
24 March 2018

Note: The ONSW accounts provided at the end of this Annual Report are those as submitted to and signed off by the Auditors.

TECHNICAL REPORT

Safety continues to be the first agenda item of any Board or other ONSW meeting.

ONSW conducted 310 events in 2017 with 27,327 participants. Four incidents were discussed by the Board during 2017.

There was one serious incident: one of our mappers was in the forest when some men illegally shot a sheep about 25 metres away from the field checker. In line with ONSW Rules, the field checker was wearing high visibility clothing, but the men were not aware of the field checker's presence in the forest.

After this the course setting team for this event set out signs on the roads leading into the forest whenever they visited and on the day of the event. The signs warned that people would be in the forest today. We contacted the Government land owner, who investigated the incident but did not find out who was responsible.

ONSW employed Bush Search and Rescue NSW at the Australian Middle Championships, Australian Long-Distance Championships and Australian Relay Championships. 3% of the 2400 competitors reported to first aid. The most serious injuries were (one of each) – back injury, breathing, bee sting, cardiac (existing condition), coffee burns, fainting, head injury (no loss of consciousness), laceration of leg.

We conducted one safety audit and performed two post-incident reviews. These did not result in any changes to the rules.

Event standards

14 National events were held in NSW during 2017. This was a major effort, involving many person years of work. There were 3 main carnivals:

-) Australian 3-Days in Wagga;
-) Australian Orienteering Carnival in Bathurst; and
-) Australian MTBO Championships.

In addition, 8 State League, 1 MTBO State Championship and the Christmas 5-Day events were held in NSW during 2017.

Most of these events were highly regarded by competitors. The average score in the Course Setter of the Year, which covers State League events was 78% (80% is a Very Good mark). The average score over the five years of the current scoring system is 75%.

A shorter Hard course was trialled in 2017 for the oldest competitors. It will be formally introduced in 2018.

Mapping

All 14 of the National events were held on new, extended or substantially updated maps. Three of the State League events were held on new maps.

ONSW Manual

No significant updates were made in 2017.

Andrew Lumsden
Technical Director

COMMUNICATIONS REPORT

Eventor

The total number of NSW events recorded in Eventor was up slightly in 2017 (Table 1), but what is more significant is the increase in number of entries recorded, due largely no doubt to the hosting of two major national Foot O carnivals. The decreasing percentages of the 'Events with results' recorded (27% of all events with results were NSW events) is a reflection of the fact that other states are continuing to increase their use of Eventor for recording results, notably ACT and Victoria (Table 2 and Figure 1).

Table 1: Eventor usage by NSW¹

| | 2013 | 2014 | 2015 | 2016 | 2017 |
|----------------------------------|--------------|--------------|--------------|--------------|--------------|
| Total events | 267 (26%) | 327 (39%) | 314 (33%) | 307 (26%) | 328 (26%) |
| Events with results | 158 (53%) | 292 (64%) | 282 (50%) | 270 (36%) | 301 (27%) |
| Events with pre-entries | | | | | 72 |
| Number of pre-entries | | | | | 9,680 |
| Total entries² | 2,235 (29%) | 3,040 (40%) | 15,836 (35%) | 22,737 (32%) | 28,667 (35%) |
| Total starts³ | 12,548 (44%) | 21,511 (56%) | 19,052 (36%) | 21,531 (34%) | 25,540 (34%) |

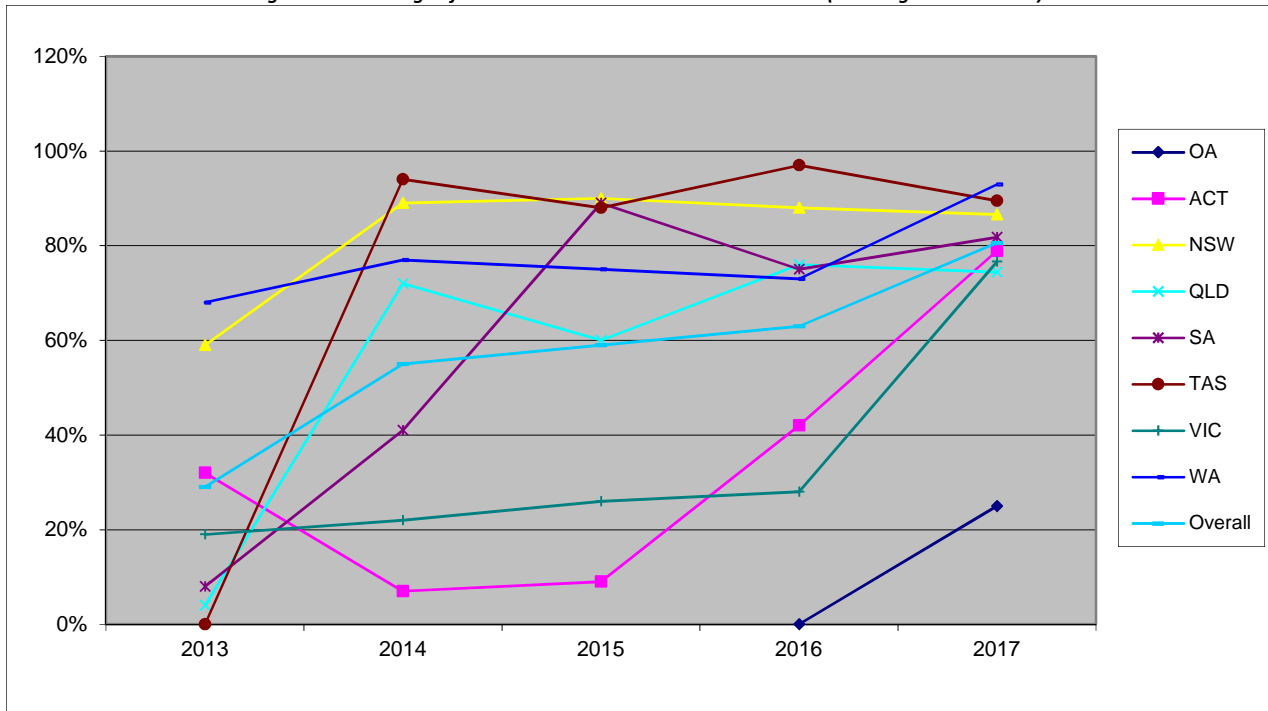
1. The figures include all kinds of event, e.g. training, meetings, workshops – anything that has been put into the system. Data for events shared between states have been omitted. Percentages are relative to the totals for all states.
2. Incorrectly labelled in previous year as 'Pre-entries'. Data for pre-entries are rather difficult to extract.
3. Labelled in previous years as 'Results'. The data extracted from Eventor are a bit ambiguous and it is not exactly clear what the figures mean. For some events at least it includes MP but not DNS or DNF.

Table 2: Number of events with no results recorded (omitting shared events)

| | 2013 | 2014 | 2015 | 2016 | 2017 |
|----------------|------|------|------|------|------|
| OA | | | | | 9 |
| ACT | 52 | 70 | 90 | 38 | 23 |
| NSW | 109 | 35 | 32 | 37 | 44 |
| QLD | 195 | 5 | 6 | 61 | 68 |
| SA | 22 | 17 | 5 | 11 | 8 |
| TAS | 75 | 1 | 12 | 2 | 11 |
| VIC | 268 | 235 | 230 | 259 | 79 |
| WA | 20 | 16 | 16 | 19 | 5 |
| Overall | 741 | 381 | 393 | 434 | 247 |

A significant development to the Eventor software now allows results of score events to be uploaded and displayed correctly without the hack of entering the score into the club/organisation column. For those who use MeOS as their event software, this program has also been updated to export the appropriate data for score events.

Figure 1: Percentage of each state's events with results recorded (omitting shared events)



Online file and email storage

The transfer of email and file storage to Office 365 has been a major learning experience for many of us and the changeover is not totally complete, with some files still being stored on Dropbox. The aim this year will be to complete the changeover so that all official ONSW files will be stored on the one platform in a more rational structure than was the case on Dropbox.

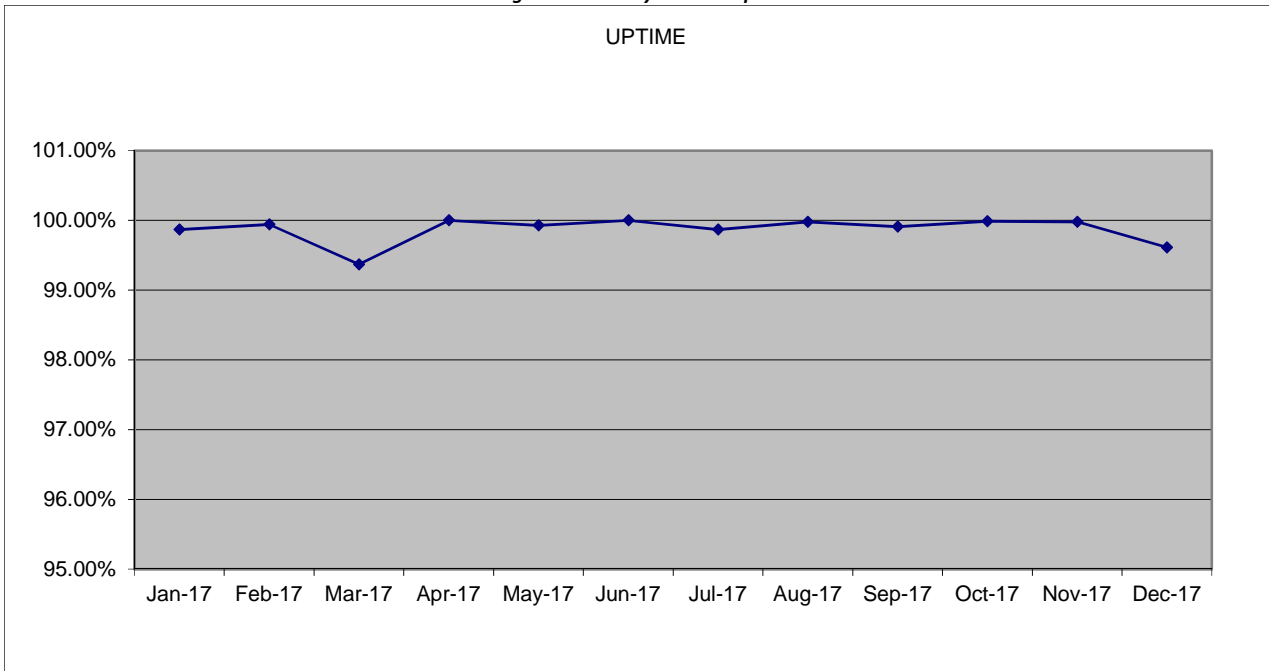
ONSW website

Average website up time of 99.87% for 2017 (Figure 2 and Table 3) is quite acceptable with only 55 outages totalling 11 hrs 55 min, a significant drop on previous years.

Table 3: Website performance

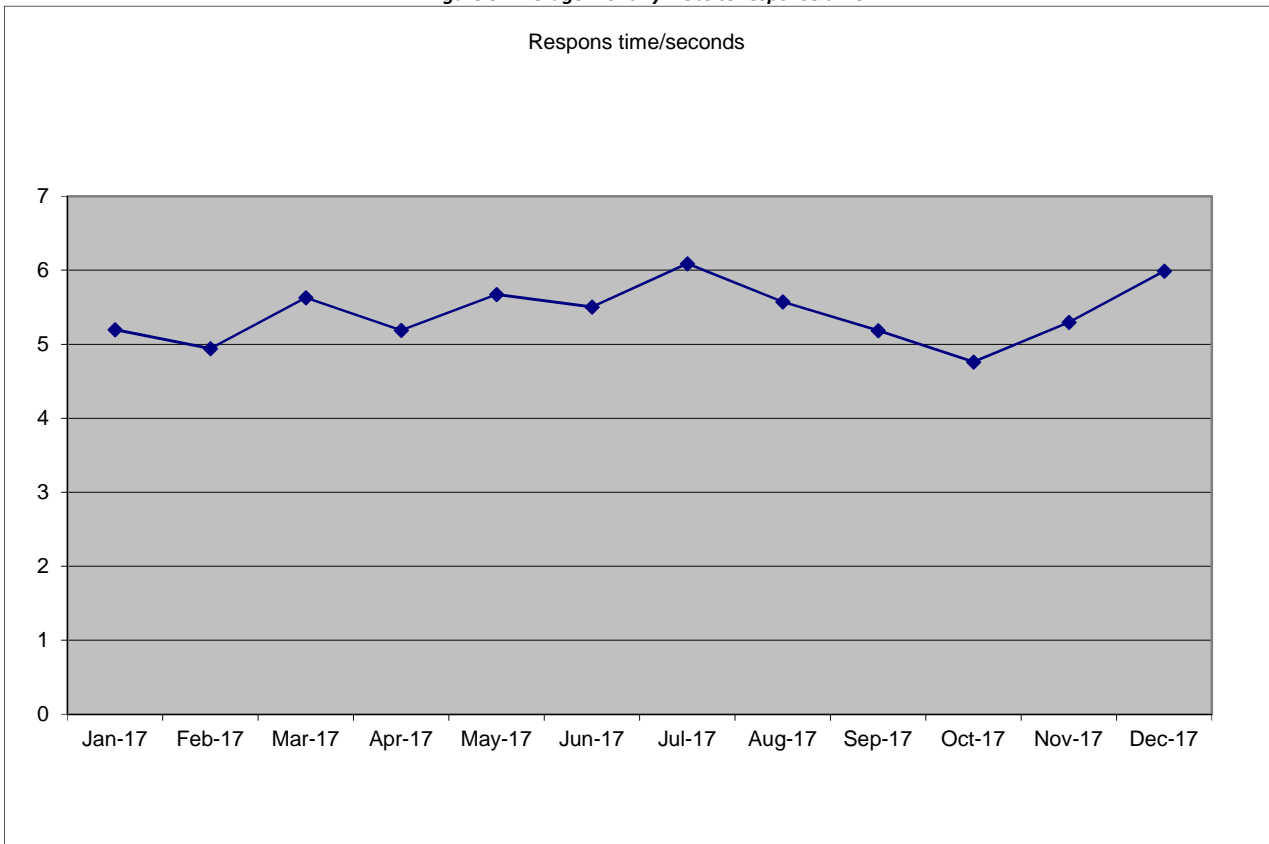
| | 2013 | 2014 | 2015 | 2016 | 2017 |
|---------------------|--------|--------|--------|--------|--------|
| Uptime % | 99.70% | 99.58% | 99.20% | 99.50% | 99.87% |
| Downtime (hh:mm) | | 36:44 | 71:16 | 36:55 | 11:35 |
| Outages | | 460 | 864 | 131 | 55 |
| Response time (sec) | | 2.8 | 3.5 | 3.6 | 5.4 |

Figure 2: Monthly website uptime



Response time throughout the year has been fairly consistent (Figure 3) although higher than desirable. This can only be rectified by more aggressive page caching, which would mean that authors could not immediately see the results of their edits.

Figure 3: Average monthly website response time



Maurice Anker
Communications Director

COACHING REPORT

2017 saw some significant improvement in terms of both coach numbers and elite results. The number of level 1 coaches in NSW doubled between March 2017 and March 2018, reflecting the increased number of coaching courses that have been run in recent years. This is a huge improvement, but there is still work to be done.

Far and away the most notable achievement by a NSW athlete this year was Lucy Mackie's Silver medal in the Middle Distance at the Junior Women division at the World MTBO Championships. NSW contributed the entire Australian team to these championships, with Glen Charlton and Fergus Mackie joining Lucy in Lithuania, showing a strength in MTBO that we now have an excellent opportunity to build on.

The NSW Stingers had their best season in a 7 years, with the junior men taking out the National League title, achieved with a win in the last race of the season, the Australian Relay Championships. This was the first win the Stingers have enjoyed in any division since 2010. The NSW Schools team also had a successful year at the Australian Championships with multiple podium finishes. Most notably, Alvin Craig topped the list at the individual event, placed second in the sprint event, and anchored the NSW team to second in the relay, with the fastest time on the last leg, earning him a place in the All Australian Team, along with fellow junior Ewan Shingler.

2017 also saw the continuation of our scholarship program that started in 2016. This year Konsta Vanhanen joined us at the end of September, and has been a useful resource in coaching juniors and new comers alike. In January 2018 we are joined by Tuve Möller to continue the work done by our previous scholars.

In 2018 the management of both the Schools team, and the NSW Stingers will be changing. Damien and Jenny Enderby will be taking on the roles of manager and assistant coach, respectively of the Schools team, and Rob Bennett, Rebecca George and myself will be taking over the management of the Stingers. I thank the outgoing managers, Sally Devenish (Schools Team) and Josh Blatchford (Stingers) for their multiple years of service to these teams, and welcome the new managers to their roles.

Toby Wilson
Coaching Director

MARKETING AND COMMUNICATIONS OFFICER'S REPORT

Permanent courses

ONSW has installed a new permanent course at Bicentennial Park (Sydney Olympic Park) and is in the processing of installing courses at Headland Park (Georges Heights, Sydney) and John Fisher Park (Curl Curl, Sydney). These courses are free to the public, with a choice of participating by smartphone app (MapRun) or writing down a letter code at each control. Maps can be downloaded from the ONSW website.

The course at Hunter Wetlands (Newcastle) has been updated. There is a small entry fee to the Wetlands.

Clubs thinking of installing a permanent course are asked to contact Ian Jessup for guidance.

MINI courses

Clubs were again encouraged to offer an additional free short course at all Sydney Summer Series. The purpose is threefold:

-) Greater visibility of our sport in parks and reserves where locals gather and play
-) Offer a safe course for children considered too young/inexperienced to be do the SSS
-) Offer something for the 'SSS children' who come along with mum and/or dad

We hope to do more along these lines next summer.

Winter 2017 and summer 2017-18 booklets

Each member received one; the rest were surplus for clubs to hand out at events and anywhere they feel might attract recruits. These continue to be a valuable tool to sell our sport to the wider public.

Media hits

We had a record of more than 30 articles in print media and on TV in 2017 – plus another handful of radio interviews. The highlights were:

-) widespread coverage of the Aus champs (see below for more details)
-) a double-page spread on summer series orienteering in the Run 4 Your Life magazine
-) a full-day shoot for the ABC Catalyst science TV program, that aired in January

Regional papers are crying out for content – especially something different to the usual football, cricket etc – and clubs are urged to be in regular contact to promote and report on their events. The Sydney media is notoriously hard to crack but local community papers are happy to give orienteering a run. Again, clubs should initiate contact.

Aus champs – the carnival in Bathurst and Hill End generated a lot of media coverage. TV crews came to five of the seven days. News clips on the stations' Facebook pages were the most viewed for that week. One reporter took his cameraman around and did the Easy course at the Australian Schools Champs in a light-hearted but wonderful segment.

This was by far the most media coverage a major carnival has had in many years.

All our media hits are linked on our media page: www.onsw.asn.au/index.php/media-coverage

Presentation Day

The 2017 annual presentations were conducted at lunchtime after the NSW Sprint Champs at PLC Pymble. We thank Barbara Hill from Bold Horizons for arranging access to this terrific new location for Sprint orienteering.

Space Racing

Across the 3 events in Sydney we had 150 participants plus about 40 parents and carers. All regional clubs should be conducting something similar in the school holidays for juniors – so I urge clubs to get in touch with the local paper, TV (they love action shots of kids), schools and vacation care centres (they're always looking for new activities). Space Racing could easily be conducted in conjunction with a State League weekend.

The Australian Orienteer

Five ONSW members contributed 10 articles for the quarterly national magazine in 2017.

March: carnival organisers wrote a two-page article on the Australian 3-days carnival to be held in Wagga over the June long weekend. Ian Jessup wrote a 3-page article about catering for students and members with disabilities, taking in the outings we have conducted across NSW.

June: Ross Barr (Garingal) wrote a piece comparing Sprint O with what he calls Short O – where there is not enough complexity in the terrain for true sprint courses but sufficient for a run nonetheless. Food for thought for planners. Carnival director Barbara Junghans (Garingal) contributed an article on the touchless punching system that was debuting at the Aus champs.

September: Duncan Currie (Garingal) was on the front cover, pictured starting the middle day at Wagga over the June long weekend. Ian provided a last-minute update for the Aus champs, photos of each member of the NSW All Schools Team for the annual preview of the Aus championships, and a full-page preview of the Aus MTBO champs.

December: Ian wrote an article on the ABC Catalyst shoot (mentioned in the Media section above), Ross Barr contributed an insightful long piece on setting the Australian Sprint Champs at CSU Bathurst, and Lucy Mackie (Big Foot) penned a lovely recollection of her silver medal ride at the Junior World MTBO Champs in Lithuania. But possibly the most eagerly awaited item in each mag is the "Jeff" cartoon by Duncan Currie. What a hoot!

I would also like to thank Tony Hill (GO) for the use of his superb photos, and Nerise McQuillan (WHO) for her high-quality, fast graphic design work. Any club thinking about updating their logos or producing promotional materials is advised to contact Nerise.

Ian Jessup

Marketing and Communications Officer

Facebook

At 1 Jan 2017, we had 612 people like our NSW Facebook page. By 31 Dec 2017 this was up to 771 people – an increase of 67% in just two years.

The growth in ‘likes’ means our weekly reach is now up around 1500-2000. The most popular post was a photo album from the NSW Long Champs which had a reach of 3,770.

The most viewed posts were ones with photos / maps, then ones dealing with major events and entry closing date reminders.

Analytics

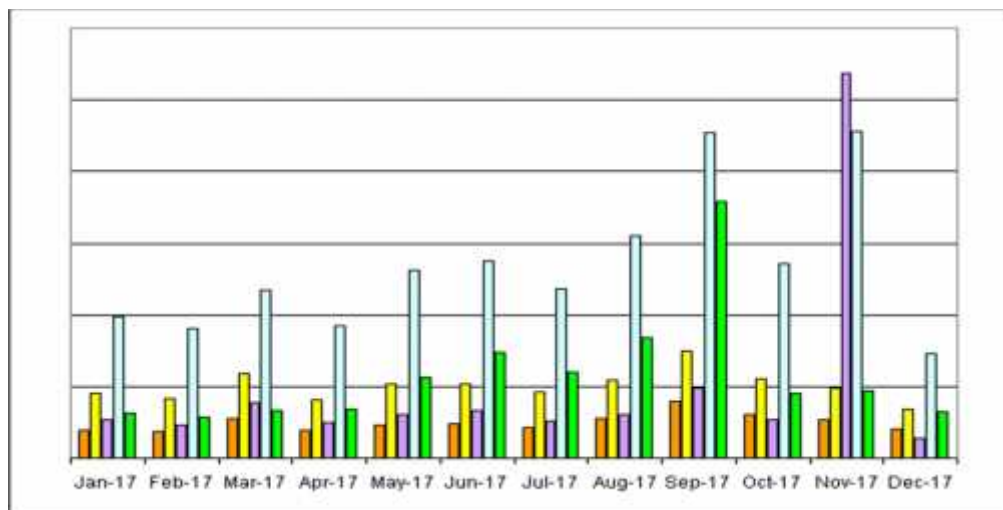
Clubs in the news in 2017

The table below sets out the number of times each club or group was mentioned BY NAME during 2017 (in articles on the NSW website, on Facebook postings, in the weekly E-bulletin, in the quarterly Australian Orienteer magazine, and in the media). This does not include references to individual members – a point is recorded only when the club is mentioned.

| Club | 2017 | | | | | | 2016 | 2017/16 |
|---------------------|------------|------------|------------|-----------|-----------|------------|------------|------------|
| | Web | FB | eBulletin | AO mag | Media | Total | Total | % |
| Bush n Beach | 8 | 2 | 3 | | | 13 | 26 | (50%) |
| Big Foot | 45 | 25 | 10 | 3 | | 83 | 89 | (6.7%) |
| Bennelong Northside | 21 | 14 | 1 | | | 36 | 48 | (25%) |
| Central Coast | 16 | 9 | 7 | | | 32 | 22 | 45% |
| Garingal | 41 | 31 | 17 | 2 | 1 | 102 | 95 | 7.5% |
| Goldseekers | 10 | 5 | 8 | | 12 | 35 | 14 | 150% |
| Illawarra Kareelah | 13 | 7 | 3 | | 2 | 25 | 19 | 31% |
| MTBO/DuO | 13 | 17 | 18 | 3 | | 51 | 43 | 18.6% |
| Newcastle | 35 | 27 | 9 | 2 | 5 | 78 | 76 | 2.6% |
| Northern Tablelands | 11 | 6 | 6 | | 1 | 24 | 11 | 118% |
| Southern Highlands | 27 | 13 | 3 | | 2 | 45 | 35 | 28.5% |
| NSW Stingers | 3 | 1 | | | | 4 | 3 | 33% |
| Uringa | 28 | 17 | 3 | | | 48 | 52 | (7.7%) |
| Waggaroos | 18 | 11 | 9 | 2 | 2 | 42 | 21 | 100% |
| Western & Hills | 20 | 10 | 9 | | 3 | 42 | 30 | 40% |
| Western Plains | 3 | 1 | | | | 4 | 4 | 0% |
| ONSW | 34 | 40 | 45 | 4 | 12 | 135 | 132 | 2.2% |
| Totals | 346 | 236 | 151 | 16 | 40 | 799 | 720 | 11% |

If clubs have news they wish to broadcast to the wider orienteering community or the general public, they should contact Ian Jessup with their request.

ONSW website visits 2017



| Month | Unique viitors | Number of visits | Pages | Hits | Bandwidth/MB |
|--------|----------------|------------------|---------|---------|--------------|
| Jan-17 | 3,844 | 9,012 | 26,449 | 197,497 | 6,350 |
| Feb-17 | 3,679 | 8,291 | 23,249 | 180,886 | 5,790 |
| Mar-17 | 5,587 | 11,725 | 38,596 | 234,601 | 6,713 |
| Apr-17 | 3,969 | 8,085 | 24,680 | 184,328 | 6,750 |
| May-17 | 4,569 | 10,261 | 30,597 | 262,500 | 11,310 |
| Jun-17 | 4,761 | 10,265 | 33,582 | 274,868 | 14,740 |
| Jul-17 | 4,289 | 9,171 | 25,897 | 235,765 | 12,060 |
| Aug-17 | 5,460 | 10,983 | 30,101 | 310,737 | 16,710 |
| Sep-17 | 7,876 | 15,044 | 49,050 | 453,571 | 35,830 |
| Oct-17 | 6,120 | 11,132 | 27,093 | 270,681 | 8,960 |
| Nov-17 | 5,410 | 9,802 | 268,365 | 456,163 | 9,501 |
| Dec-17 | 4,146 | 6,803 | 13,648 | 145,770 | 6,385 |

Website visits were consistent throughout the year.

Expected traffic peaked in September in the lead-up to and during the Aus champs.

In November it appears we were again targeted by Russian spambots.

ONSW E-bulletin

The subscriber list remains above 2,100.

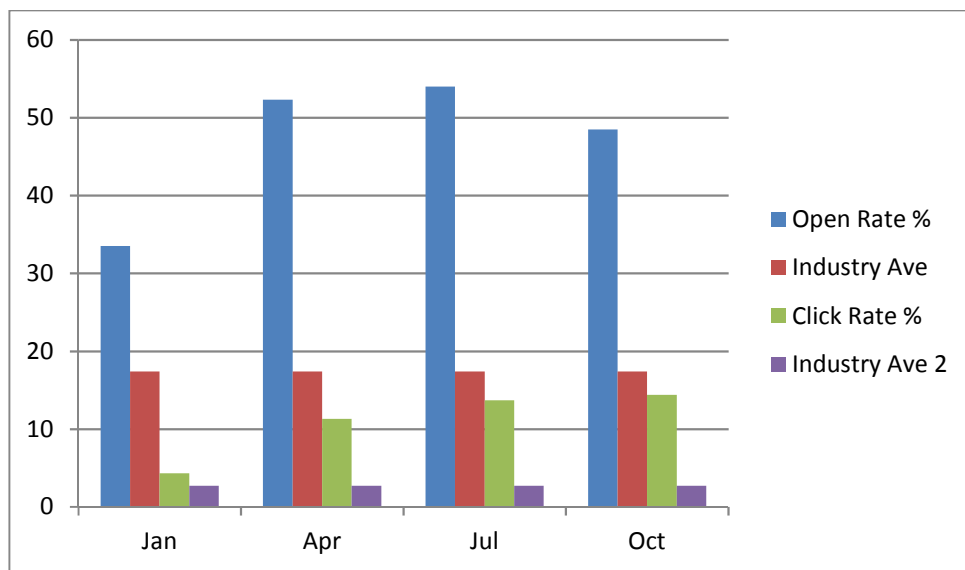
In April, we decided to split the weekly bulletin into two:

-) a weekly publication for members allowing us to impart more detailed information
-) a more casual fortnightly one for non-members aimed at encouraging greater participation.

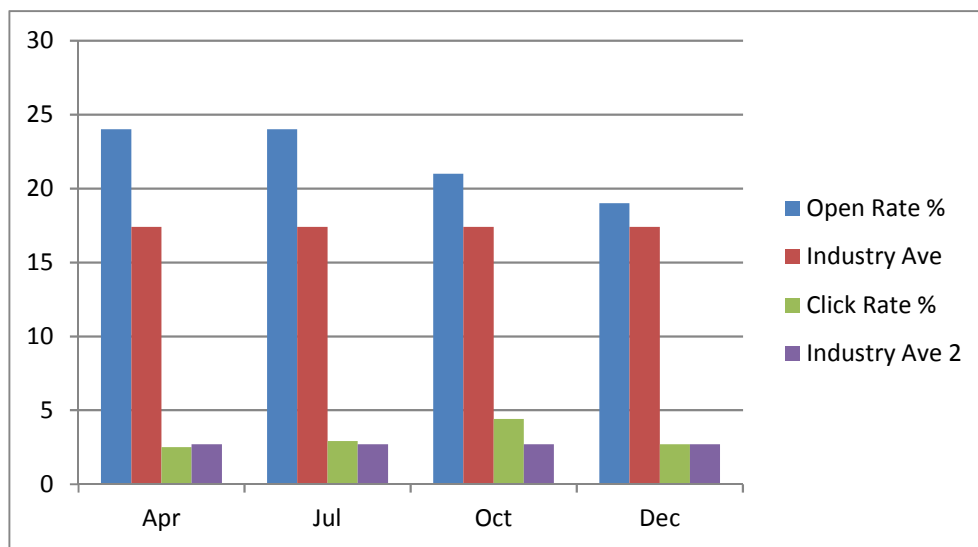
Reporting from MailChimp allows us to understand how well the email is being used, and provides comparisons to industry standards.

The stats below are from the last week of the month indicated, for the weekly member bulletin.

The January figures are for the old combined bulletin. The later figures clearly show open and click rates far above industry averages.



The stats below are from the middle of the month indicated, for the weekly non-member bulletin. These figures still show open rates above industry averages, and click rates on par.



Ian Jessup
Marketing and Communications Officer

DEVELOPMENT OFFICER COORDINATOR'S REPORT

Sporting Schools

Administration of the Sporting Schools program in NSW is funded by school charges.

In 2017, the number of participants in the public and primary schools Sporting Schools Program in NSW grew from 3,216 in 2016 to 3,266 (1.5% increase). This is the only increase as there was a slight decrease in the number of schools, and a larger decrease in the total participations and schools mapped.

| Program | SSP | SSP | SSP/AASC | AASC | AASC | AASC |
|----------------------|--------|--------|----------|--------|--------|-------|
| Year | 2017 | 2016 | 2015 | 2014 | 2013 | 2012 |
| Schools Visited | 41 | 44 | 5 | 65 | 85 | 43 |
| Total Visits | 167 | 243 | 30 | 452 | 563 | 276 |
| Total Participations | 14,687 | 17,542 | 3,488 | 11,013 | 12,191 | 6,513 |
| Total Participants | 3,266 | 3,216 | 678 | 1,587 | 1,985 | |
| Coaches Upskilled | 75 | 79 | 42 | 0 | 48 | 44 |
| Schools Mapped | 23 | 43 | 5 | | | |

The reasons for the decrease:

-) The new Sporting Schools booking system limited the length of programs with pre-defined packages of 4 weeks, so schools are no longer requesting 7-week or 8-week programs.
-) An increase in coach pay rates of 33% (reducing the appeal of orienteering as a delivered program compared to other sports)
-) An admin charge for each school was introduced in 2017 to pay for the ONSW Sporting Schools administration position, whereas in 2015 and 2016, admin was paid from supplementary ASC funding, so schools have less money for coaching from available funds.

School Champs and other youth events - Participants

| Year | 2017 | 2016 | 2015 | 2014 | 2013 | 2012 |
|---------------------------|-------|-------|-------|-------|-------|-------|
| School Champs & Gala Days | 2,433 | 2,217 | 2,167 | 2,044 | 1,617 | 1,625 |
| Other school events | 2,479 | 2,581 | 3,789 | 3,012 | 2,579 | 1,801 |
| Space Racing | 143 | 236 | 100 | 196 | 416 | 243 |
| Permanent Courses | n/a | 1,256 | - | - | - | - |

Total Student Programs & Participations in 2017 compared to 2016

| 2017 | Gender | | School | | Region | | 2016 |
|------------------------|--------|--------|---------|-----------|---------|-----------|--------|
| | Male | Female | Primary | Secondary | Country | Syd Metro | |
| Student Programs | | | 73 | 25 | 50 | 51 | 103 |
| Student Participations | 8,771 | 9,143 | 16,002 | 1,912 | 10,592 | 7,322 | 24,965 |
| Student Participants | 3,826 | 4,070 | 6,149 | 1,747 | 4,331 | 3,565 | 9,506 |
| Teachers in Service | 32 | 52 | 0 | 0 | 0 | 0 | 68 |

| 2016 | Gender | | School | | Region | |
|------------------------|--------|--------|---------|-----------|---------|-----------|
| | Male | Female | Primary | Secondary | Country | Syd Metro |
| Student Programs | | | 71 | 32 | 44 | 61 |
| Student Participations | 12,637 | 12,328 | 22,423 | 2,542 | 13,943 | 11,022 |
| Student Participants | 4,825 | 4,681 | 7,441 | 2,065 | 4,146 | 5,360 |
| Teachers in Service | 34 | 34 | 0 | 0 | 0 | 0 |

Level 0 Community Coaching

A total of 5 Level 0 Community Coaching workshops were held in partnership with the NSW School Sports Unit (SSU) in 5 NSW Education regions, and presented by Barbara Hill, Ian Jessup and Erica Smith. The SSU workshops are NESA-accredited by the SSU with the course material based on the OK-GO kit and teacher-focussed on professional development. A further 4 ONSW workshops for ONSW members were conducted by Ian Jessup.

In 2017, 67 teachers and 9 orienteers were accredited after attending the workshops, with a further 3 orienteers receiving RPL accreditation.

| Location | Organiser | Facilitator | Date | Teachers accredited | Orienteers accredited | Mapped |
|-----------------------|------------|-------------|-----------|---------------------|-----------------------|--------|
| Armidale HS | SSU & ONSW | Erica | 16-Nov-17 | 8 | - | 2017 |
| North Rocks PS | SSU & ONSW | Barbara | 6-Nov-17 | 19 | - | 2017 |
| Bathurst | ONSW | Ian | 29-Sep-17 | - | 1 | |
| Wauchope PS | SSU & ONSW | Barbara | 23-Aug-17 | 15 | - | 2017 |
| Kent Road PS | ONSW | Ian | 5-Jul-17 | 1 | - | 2017 |
| Glengarry Girl Guides | ONSW | Ian | 25-Jun-17 | 1 | - | 2017 |
| Brighton-le-Sands PS | SSU & ONSW | Barbara | 23-Mar-17 | 9 | - | 2017 |
| Wagga Wagga HS | SSU & ONSW | Ian | 7-Mar-17 | 11 | 1 | 2017 |
| Manly West PS | ONSW | Ian | 25-Jan-17 | - | 4 | 2016 |

Scholarships

Atte Lahtinen completed our first 6-month scholarship in 2017, with 2 more arriving during the year: Konsta in September from Finland, and Tuve arriving from Sweden just before Xmas to start in 2018.

Grace Molloy is due to arrive in September 2018 from Scotland as our first female scholar.

Scouts and Guides

The strategy with scouts and guides is to respond to requests from regions or groups and provide training opportunities to leaders as part of a package that includes mapping and events. There has been promising progress with both guides and scouts in NSW in 2017.

Jim Mackay

Development Officer Coordinator

EXECUTIVE OFFICER'S REPORT

As noted in the 2016 Annual report, ONSW was again successful in securing funding from Orienteering Australia for the purposes of participation expansion. The specific grants and the funds allocated were:

| Year | Program / Project | Amount |
|------|--|-----------------|
| 2017 | ASC Participation Expansion Program | inc. GST |
| | Regional Expansion – Port Macquarie | \$15,587 |
| | Regional Expansion – Upper Hunter Valley | \$10,278 |
| | Urban Expansion – Northern Sydney (Hornsby, Berowra) | \$12,126 |
| | Corporate Cup Challenge Series | \$11,523 |
| 2017 | Total | \$49,514 |

While the grant was awarded in 2016, the funding was only received in 2017.

Of the four projects awarded, only three commenced in 2017 due to limited ONSW resources. The Corporate Cup Challenge Series was held over until 2018. Given their location, all three regional programs had different degrees of success, with the unexpected turnout of over 100 competitors at the Berowra event totally unexpected but welcomed. The challenge for ONSW will be to follow up the initial promotion events with a longer term plan.

The two 2015 projects of Permanent Courses (x3) and School Holiday Pilot program (x2) progressed slowly in 2017. By the end of 2017 only the Bicentennial Park was officially opened. Other areas have been investigated and as reported above in the Marketing and Communications report another 2 new areas in Sydney should have permanent courses installed in 2018.

The School Holiday program did not see any progress made, more so because of the regional participation programs competing for the same ONSW resources. Further effort will be undertaken in 2018 to expand the opportunity in the Vacation Care sector, and possibly also allow ONSW to offer the Scouts an opportunity to be trained in delivering orienteering programs to both their own vacation care attendees and to cubs and scouts, as part of their normal activities.

Considering the number of ASC participation programs that ONSW has started but not yet completed, ONSW will not be applying for any of the first round of OA/ASC participation grants in 2018.

In 2017 ONSW undertook a change in how the annual event calendar was developed. With the objective of providing club's event coordinators a more on-line, and more importantly real-time access to the event calendar, ONSW used an on-line Outlook calendar. The implementation was not without its hitches, with some of the problems coming from unexpected areas of Microsoft and its 'integrated software', however the uploading of the bulk calendar basic information into Eventor was certainly a success, saving the ONSW office (or the ONSW clubs) many hours of data entry.

The use of an online calendar to assist in the creation of the ONSW event calendar will continue in 2018.

Late in 2017 the NSW Government introduced the Active Kids Program, a scheme whereby NSW kids can receive \$100 for use with registration or membership fees or to pay for structured activities that are eight weeks or longer. After much deliberation and review ONSW was able to make available three offerings ready in time for the introduction of the program in early 2018.

There was no change to ONSW's paid staff in 2017, their roles, and functions are summarised below.

| Name | Role | Responsibilities |
|-----------------|------------------------------------|--|
| Paul Prudhoe | Executive Officer | Staff, ONSW Management, OA and ONSW club liaison, Government and Land Holder liaison, policy, finance |
| John Murray | Administration Officer | Membership, Eventor, Equipment, day-to-day enquiries, Event Calendar |
| Dennis Sparling | Finance Officer | Book keeping: Accounts Receivable & Payable |
| Ian Jessup | Marketing & Communications | Website articles, e-Bulletin, Promotion, Media (traditional and Social (Facebook, Twitter)) |
| Jim Mackay | Development Officer Coordinator | Sporting Schools, (Mappers, Coach and School coordination), Development Programs (schools, scouts, guides), Coaching (training courses and accreditation), Overseas Scholar Coordination |

Clubs are requested to contact the appropriate staff for any enquiries. The Executive Officer should be contacted if there is any doubt.

My thanks to all the ONSW staff for their support and dedication in 2017.

Paul Prudhoe
Executive Officer

ONSW Controllers (2016 – 2018)

| Mar 2018 Totals | | | | | | | | | | | | | | | | Mar '17 | Mar '16 |
|-----------------|----------|----------|----------|----------|-----------|----------|----------|----------|----------|----------|----------|----------|----------|----------|-----------|-----------|-----------|
| | BB | BF | BN | CC | GO | GS | IK | NC | NT | SH | UR | WR | WH | WP | Total | Total | Total |
| Level 1 | | 1 | 1 | | 5 | | 1 | 1 | 2 | | | | 2 | | 13 | 14 | 8 |
| Level 2 | | 4 | 3 | | 5 | 1 | 1 | 1 | 1 | 2 | | | 1 | | 19 | 19 | 10 |
| Level 3 | | 1 | | 2 | 1 | | | 1 | | | 1 | 1 | | | 7 | 7 | 5 |
| TOTAL | 0 | 6 | 4 | 2 | 11 | 1 | 2 | 3 | 3 | 2 | 1 | 1 | 3 | 0 | 39 | 40 | 23 |

ONSW Coaches (2016 – 2018)

| Mar 2018 Totals | | | | | | | | | | | | | | | | Mar '17 | Mar '16 |
|-----------------|----------|----------|----------|----------|-----------|----------|----------|-----------|----------|----------|----------|----------|----------|----------|-----------|-----------|-----------|
| | BB | BF | BN | CC | GO | GS | IK | NC | NT | SH | UR | WR | WH | WP | Total | Total | Total |
| Level 0 | | 3 | 3 | 1 | 9 | 9 | 1 | 6 | 2 | 3 | 2 | 2 | 1 | | 38 | 28 | 14 |
| Level 1 | | 3 | | | 4 | | 1 | 3 | | | 1 | | 1 | 1 | 14 | 7 | 3 |
| Level 2 | | 1 | | 1 | | | | 2 | | | | | | | 4 | 2 | 2 |
| Level 3 | | | | 1 | | | | | | | | | | | 1 | 1 | 1 |
| TOTAL | 0 | 7 | 3 | 3 | 13 | 9 | 2 | 11 | 2 | 3 | 3 | 2 | 2 | 1 | 57 | 38 | 20 |

MEMBERSHIP STATISTICS (as at 31/12/17)

| 2017 Membership types by Club | | | | | | |
|-------------------------------|-----------|------------|-----------|------------|------------|------------|
| Club | Associate | Family | Junior | Senior | Club Total | 2016 Total |
| Bennelong | 3 | 18 | | 25 | 46 | 51 |
| Big Foot | 1 | 26 | 1 | 27 | 55 | 51 |
| Bush N Beach | | 10 | | 4 | 14 | 17 |
| Central Coast | 3 | 7 | 1 | 7 | 18 | 23 |
| Garingal | 8 | 56 | 7 | 63 | 134 | 141 |
| Goldseekers | 16 | 17 | | 6 | 39 | 35 |
| Illawarra Kareelah | 2 | 16 | | 8 | 26 | 27 |
| Newcastle | 30 | 53 | | 37 | 120 | 129 |
| Northern Tablelands | 5 | 8 | | 5 | 18 | 18 |
| Southern Highlands | 1 | 16 | | 10 | 27 | 29 |
| Uringa | 3 | 28 | 1 | 17 | 49 | 48 |
| Waggaroos | 2 | 9 | | 6 | 17 | 10 |
| Western Hills | 1 | 23 | | 17 | 41 | 41 |
| Western Plains | | 1 | | 2 | 3 | 6 |
| Schools | | | | | 1 | 2 |
| 2017 Total | 75 | 288 | 10 | 234 | 608 | |
| 2016 Total | 86 | 290 | 10 | 240 | 628 | 628 |

Growth and Renewal Rates - Memberships and Members

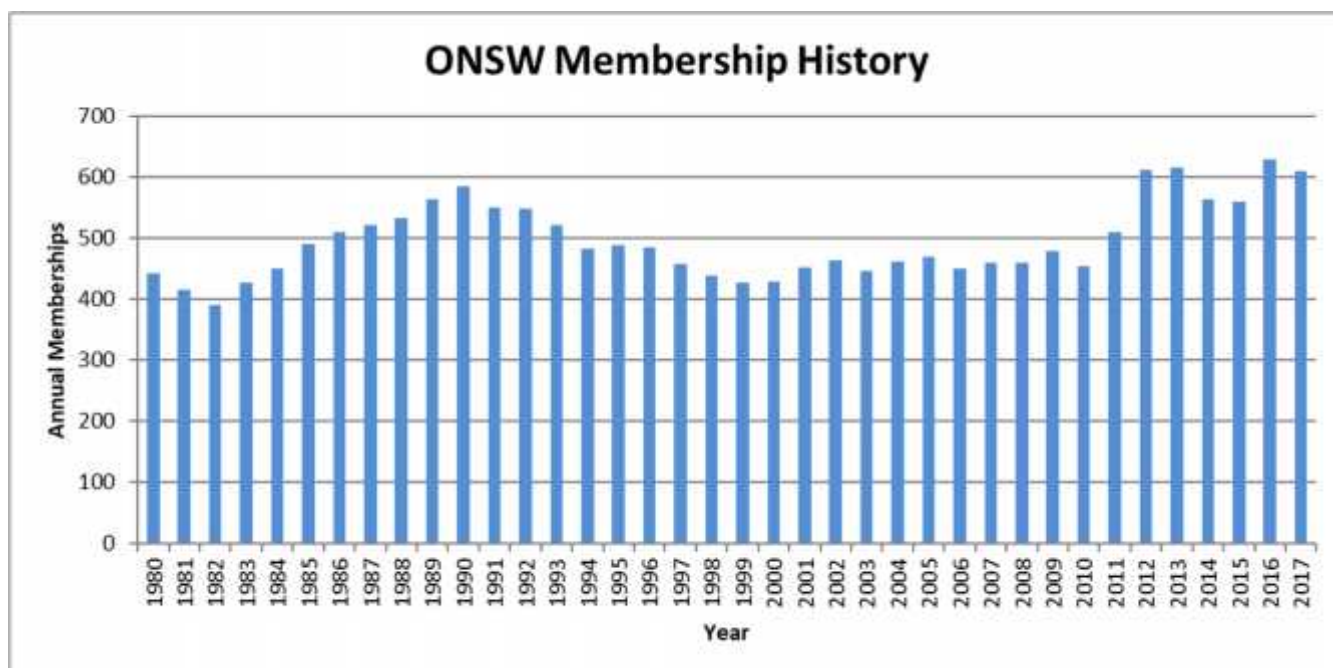
| Year | M'ships | Growth | Renewals | Renewal % | New M'ships | New % | Members | Growth |
|-------------|------------|------------|------------|------------|-------------|------------|-------------|------------|
| 2017 | 608 | -3% | 511 | 81% | 97 | 16% | 1290 | 0% |
| 2016 | 628 | 12% | 450 | 80% | 178 | 28% | 1289 | 17% |
| 2015 | 560 | -1% | 420 | 75% | 140 | 25% | 1099 | 8% |
| 2014 | 564 | -8% | 405 | 85% | 159 | 28% | 1018 | -20% |
| 2013 | 616 | 1% | 460 | 86% | 144 | 23% | 1270 | -2% |
| 2012 | 611 | 20% | 402 | 87% | 209 | 34% | 1293 | 26% |
| 2011 | 509 | 12% | 383 | 84% | 193 | 38% | 1026 | 12% |
| 2010 | 454 | -5% | 366 | 77% | 88 | 19% | 916 | -6% |
| 2009 | 478 | 4% | 370 | 81% | 108 | 23% | 972 | 3% |
| 2008 | 459 | 0% | 357 | 78% | 102 | 22% | 941 | -1% |
| 2007 | 460 | 2% | 362 | 80% | 98 | 21% | 949 | -4% |

Memberships: Full or Associate – Family, Senior or Junior.

Members: Number of individual members that a membership comprises of.

Membership Age and Gender Breakdown

| Age Group | female | | male | | Total Count | 2016 Totals |
|--------------------|------------|------------|------------|------------|-------------|-------------|
| Sub Junior | 53 | 38% | 88 | 62% | 141 | 146 |
| Junior 13-20 | 105 | 42% | 145 | 58% | 250 | 238 |
| Senior 21-34 | 43 | 44% | 54 | 56% | 97 | 110 |
| Masters 35+ | 336 | 42% | 466 | 58% | 802 | 795 |
| Grand Total | 537 | 42% | 753 | 58% | 1290 | 1289 |



| Club | female | | | | | | | | male | | | | | | | | Total | |
|---------------------|----------------|--------------|--------------|-------------|--------------|----------------|----------------|--------------|--------------|-------------|------------|--------------|-------------|---------------|--|--|-------|--|
| | Sub Junior <11 | Junior 11-20 | Senior 21-34 | Masters 35+ | female Count | female Percent | Sub Junior <11 | Junior 11-20 | Senior 21-34 | Masters 35+ | male Count | male Percent | Total Count | Total Percent | | | | |
| Bennelong | 1 | 4 | 1 | 20 | 26 | 30% | 8 | 9 | 2 | 41 | 60 | 70% | 86 | 100% | | | | |
| Big Foot | 5 | 14 | 2 | 30 | 51 | 41% | 8 | 19 | 7 | 39 | 73 | 59% | 124 | 100% | | | | |
| Bush N Beach | 3 | 1 | 1 | 10 | 15 | 45% | 1 | 4 | 1 | 12 | 18 | 55% | 33 | 100% | | | | |
| Central Coast | | 3 | 3 | 8 | 14 | 42% | 3 | 2 | 1 | 13 | 19 | 58% | 33 | 100% | | | | |
| Garingal | 7 | 14 | 8 | 61 | 90 | 36% | 6 | 41 | 8 | 103 | 158 | 64% | 248 | 100% | | | | |
| Goldseekers | 5 | 19 | 2 | 25 | 51 | 45% | 14 | 12 | 7 | 29 | 62 | 55% | 113 | 100% | | | | |
| Illawarra Kareelah | 6 | 4 | | 20 | 30 | 48% | 6 | 2 | | 24 | 32 | 52% | 62 | 100% | | | | |
| Newcastle | 7 | 20 | 12 | 68 | 107 | 43% | 14 | 21 | 17 | 88 | 140 | 57% | 247 | 100% | | | | |
| Northern Tablelands | 1 | 4 | 3 | 9 | 17 | 47% | 1 | 3 | | 15 | 19 | 53% | 36 | 100% | | | | |
| Southern Highlands | 4 | 3 | 1 | 15 | 23 | 37% | 7 | 7 | 3 | 23 | 40 | 63% | 63 | 100% | | | | |
| Uringa | 6 | 5 | 6 | 30 | 47 | 45% | 8 | 9 | 4 | 37 | 58 | 55% | 105 | 100% | | | | |
| Waggaroos | 6 | 2 | 2 | 12 | 22 | 27% | 4 | 5 | 1 | 12 | 22 | 50% | 44 | 100% | | | | |
| Western Hills | 2 | 10 | 2 | 26 | 40 | 44% | 8 | 11 | 3 | 29 | 51 | 56% | 91 | 100% | | | | |
| Western Plains | | 2 | | 2 | 4 | 80% | | | | 1 | 1 | 20% | 5 | 100% | | | | |
| Grand Total | 53 | 105 | 43 | 336 | 537 | 42% | 88 | 145 | 54 | 466 | 753 | 58% | 1290 | 100% | | | | |

Participation Statistics for 2017

| | EVENTS 2017 | | | | | | | TOTALS |
|---------------|--------------|----------|---------------|-------------|---------------|-----------|-----------|------------|
| | State League | METRO | Summer Series | Sydney Club | Regional Club | Other | MTBO/DuO | |
| January | 0 | 0 | 8 | 0 | 16 | 2 | 1 | 27 |
| February | 0 | 0 | 8 | 4 | 28 | 0 | 2 | 42 |
| March | 0 | 0 | 5 | 3 | 15 | 0 | 0 | 23 |
| April | 0 | 1 | 1 | 4 | 10 | 1 | 0 | 17 |
| May | 2 | 1 | 2 | 3 | 10 | 2 | 0 | 20 |
| June | 3 | 1 | 1 | 3 | 7 | 4 | 0 | 19 |
| July | 2 | 1 | 1 | 4 | 9 | 0 | 0 | 17 |
| August | 2 | 0 | 1 | 5 | 9 | 1 | 0 | 18 |
| September | 3 | 2 | 1 | 3 | 8 | 3 | 0 | 20 |
| October | 0 | 0 | 9 | 7 | 19 | 0 | 6 | 41 |
| November | 1 | 0 | 10 | 6 | 21 | 0 | 1 | 39 |
| December | 0 | 0 | 9 | 1 | 10 | 6 | 1 | 27 |
| TOTALS | 13 | 6 | 56 | 43 | 162 | 19 | 11 | 310 |
| 2016 | 12 | 6 | 56 | 37 | 145 | 14 | 14 | 284 |
| (2017/2016) | 8% | 0% | 0% | 16% | 12% | 36% | -21% | 9% |

| | Entries 2017 | | | | | | | TOTALS |
|---------------|--------------|-------------|---------------|-------------|---------------|-------------|------------|--------------|
| | State League | METRO | Summer Series | Sydney Club | Regional Club | Other | MTBO/DuO | |
| January | 0 | 0 | 1181 | 0 | 509 | 48 | 39 | 1777 |
| February | 0 | 0 | 1091 | 242 | 796 | 0 | 72 | 2201 |
| March | 0 | 0 | 724 | 229 | 546 | 0 | 0 | 1499 |
| April | 0 | 178 | 51 | 141 | 419 | 91 | 0 | 880 |
| May | 465 | 168 | 128 | 211 | 460 | 154 | 0 | 1586 |
| June | 1736 | 173 | 14 | 206 | 316 | 903 | 0 | 3348 |
| July | 403 | 164 | 57 | 331 | 312 | 0 | 0 | 1267 |
| August | 768 | 0 | 57 | 302 | 296 | 204 | 0 | 1627 |
| September | 2589 | 313 | 46 | 269 | 576 | 1528 | 0 | 5321 |
| October | 0 | 0 | 1002 | 382 | 487 | 0 | 717 | 2588 |
| November | 242 | 0 | 1161 | 527 | 691 | 0 | 50 | 2671 |
| December | 0 | 0 | 842 | 60 | 309 | 1300 | 51 | 2562 |
| TOTALS | 6203 | 996 | 6354 | 2900 | 5717 | 4228 | 929 | 27327 |
| 2016 | 3363 | 1058 | 6843 | 2345 | 5504 | 3019 | 604 | 22736 |
| (2017/2016) | 84% | -6% | -7% | 24% | 4% | 40% | 54% | 20% |

| Event and Participation Summary | | | | | | | | | | | | | |
|---------------------------------|--------------|-------------|---------|-----------------|-------------|---------|-----------------|-------------|---------|--------|-------------|---------|---------|
| Year | Major Events | | | Regional Events | | | MTBO/DuO Events | | | Totals | | | Notes* |
| | Events | Participant | Average | Events | Participant | Average | Events | Participant | Average | Events | Participant | Average | |
| 2017 | 137 | 20681 | 151 | 162 | 5717 | 35 | 11 | 929 | 84 | 310 | 27327 | 88 | X AC A3 |
| 2016 | 125 | 16628 | 133 | 145 | 5504 | 38 | 14 | 604 | 43 | 284 | 22736 | 80 | X |
| 2015 | 114 | 15485 | 136 | 169 | 5483 | 32 | 12 | 540 | 45 | 295 | 21508 | 73 | X |
| 2014 | 133 | 18708 | 141 | 147 | 5045 | 34 | 17 | 675 | 40 | 297 | 24428 | 82 | X E |
| 2013 | 114 | 14568 | 128 | 146 | 5593 | 38 | 14 | 717 | 51 | 274 | 20878 | 76 | X |
| 2012 | 123 | 12382 | 101 | 105 | 4251 | 40 | 20 | 1097 | 55 | 248 | 17730 | 71 | |
| 2011 | 92 | 13773 | 150 | 118 | 4899 | 42 | 8 | 489 | 61 | 218 | 19161 | 88 | X |
| 2010 | 84 | 13040 | 155 | 119 | 4788 | 40 | 10 | 603 | 60 | 213 | 18431 | 87 | X |
| 2009 | 83 | 17023 | 205 | 83 | 5432 | 65 | 11 | 699 | 64 | 177 | 23154 | 131 | WM X |
| 2008 | 81 | 12567 | 155 | 123 | 5060 | 41 | 11 | 863 | 78 | 215 | 18490 | 86 | A3 |
| 2007 | 89 | 16122 | 181 | 105 | 4438 | 42 | 12 | 1034 | 86 | 206 | 21594 | 105 | X AC WJ |

*Notes: X = Christmas 5 Day; AC = Aus Champs; A3 = Aus 3 Day; WM = World Masters; WJ = World Juniors ; E = Easter

2017 MAJOR EVENT RESULTS

| STATE MIDDLE CHAMPIONS 2017 | | | STATE LONG CHAMPIONS 2017 | | |
|--|-----------------|----|---|----------------|----|
| The NSW Middle Championships were held at Appin ("Appin") on 13 May. | | | The NSW Long Championships were held at Canyonleigh ("Arthursleigh") on 14 May. | | |
| Organiser: | Neville Fathers | SH | Organiser: | Margaret Jones | UR |
| Planner: | Stephan Wagner | SH | Planner: | Nick Wilmott | UR |
| Controller: | Peter Meyer | SH | Controller: | Dave Lotty | UR |

| | | | | | | | |
|-----|--------------------|-----------------|-----|-----|-------------------|-----------------|-----|
| W10 | Lyra Simpson | | BF | W10 | Lyra Simpson | | BF |
| W12 | Erika Enderby | | NC | W12 | Erika Enderby | | NC |
| W14 | Mikayla Enderby | | NC | W14 | Andra Leung | | GO |
| W16 | Caitlin Young | | ACT | W16 | Caitlin Young | | ACT |
| | Claire Burgess | NC resident (2) | | | Claire Burgess | NC resident (2) | |
| W20 | Rebecca George | | BF | W20 | Georgia Jones | | UR |
| W21 | Nicola Blatchford | | NC | W21 | Nicola Blatchford | | NC |
| W35 | Samantha Howe | | NC | W35 | Alitia Dougall | | BN |
| W40 | Carolyn Haupt | | GO | W40 | Tracy Marsh | | BF |
| W45 | Martina Craig | | NC | W45 | Jenny Enderby | | NC |
| W50 | Paula Shingler | | BF | W50 | Paula Shingler | | BF |
| W55 | Carolyn Matthews | | NC | W55 | Gayle Quantock | | NC |
| W60 | Debbie Davey | | WR | W60 | Debbie Davey | | WR |
| W65 | Lynn Dabbs | | WH | W65 | Lynn Dabbs | | WH |
| W70 | Jitka Kopriva | | UR | W70 | Jean Baldwin | | GS |
| W75 | Ann Ingwersen | | ACT | W75 | Christa Schafer | | GO |
| | Christa Schafer | GO resident (2) | | W80 | Maureen Ogilvie | | UR |
| W80 | Maureen Ogilvie | | UR | M10 | Ivan Stukov | | WH |
| M10 | Jonathan Nolan | | UR | M12 | Oliver Freeman | | BF |
| M12 | Nat Carroll | | SH | M14 | Sam Wolford | | BB |
| M14 | Oskar Mella | | NC | M16 | Ryan Gray | | QLD |
| M16 | Ewan Shingler | | BF | | Ewan Shingler | BF resident (2) | |
| M20 | Toby Wilson | | GO | M20 | Toby Wilson | | GO |
| M21 | Itay Manor | | UR | M21 | David Lingfors | | Swe |
| M35 | Stephen Craig | | NC | | Eric Morris | BN resident (2) | |
| M40 | Miles Ellis | | BF | M35 | Stephen Craig | | NC |
| M45 | Scott Simson | | NC | M40 | Angus Shedden | | SH |
| M50 | Mark Freeman | | BF | M45 | Jock Davis | | BF |
| M55 | Bjorn Mella | | NC | M50 | Ian Jones | | UR |
| M60 | Eoin Rothery | | BF | M55 | Robert Vincent | | NC |
| M65 | Nick Dent | | CC | M60 | Mel Cox | | BN |
| M70 | Steve Flick | | BN | M65 | Gordon Wilson | | BN |
| M75 | John le Carpentier | | SH | M70 | Steve Flick | | BN |
| M80 | Barry Hanlon | | WH | M75 | Mogens Hansen | | Den |
| | | | | | Basil Baldwin | GS resident (3) | |
| | | | | M80 | Barry Hanlon | | WH |
| | | | | M90 | Neil Schafer | | GO |

| STATE SPRINT CHAMPIONS 2017 | | | STATE MTBO SPRINT CHAMPIONS 2017 | | |
|--|-----------------------|----|--|-------------|----|
| The NSW Sprint Championships were held at PLC Pymble ("PLC") on 19 November. | | | The NSW Sprint MTBO Championships were held at Wingello Township on 7 October. | | |
| Organiser: | Barbara Hill | BH | Organiser: | Tim Hackney | NC |
| Planner: | Barbara and Matt Hill | SH | Planner: | Tim Hackney | NC |
| Controller: | Carol Jacobson | GO | Controller: | Greg Bacon | NC |

| | | | | | | | |
|-----|--------------------|-----------------|-----|-----|--------------------|-----------------|-----|
| W10 | Lyra Simpson | | BF | W12 | Erika Enderby | | BF |
| W12 | Abigail McGhee | | BN | W16 | Rhiannon Prentice | | NC |
| W14 | Nea Shingler | | BF | W20 | Tegan Knightbridge | | NZ |
| W16 | Joanna Hill | | GO | W21 | Lucy Mackie | | BF |
| W20 | Rebecca George | | BF | W40 | Jenny Enderby | | NC |
| W21 | Shannon Jones | | ACT | W50 | Carolyn Matthews | | NC |
| | Aniko Fozo-Kertesz | GO resident (2) | | W60 | Peta Whitford | | VIC |
| W35 | Kathie Dent | | ACT | W70 | Toy Martin | | NC |
| | Nerise McQuillan | WH resident (2) | | M12 | Nat Carroll | | SH |
| W40 | Tracy Marsh | | BN | M16 | Riley Martin | | WA |
| W45 | Karin Hefftner | | GO | M20 | Tristan Miller | | ACT |
| W50 | Paula Shingler | | BF | M21 | Fergus Mackie | | BF |
| W55 | Carolyn Matthews | | NC | M40 | Brent Simpson | | NZ |
| W60 | Julia Prudhoe | | CC | | Greg Barbour | BF resident (4) | |
| W70 | Margaret Duguid | | IK | M50 | Andrew Skelton | | NZ |
| W75 | Sue Thomson | | GO | | Andrew Haigh | NC resident (2) | |
| M10 | Elye Dent | | ACT | M60 | Richard Robinson | | QLD |
| | Ben McConaghy | GO resident (2) | | | Robert Prentice | NC resident (2) | |
| M12 | Tim McConaghy | | GO | M70 | Michael Wood | | NZ |
| M14 | Clyde McGhee | | BN | | Steve Flick | BN resident (7) | |
| M16 | Alvin Craig | | BF | | | | |
| M20 | Toby Wilson | | GO | | | | |
| M21 | Martin Dent | | ACT | | | | |
| | Ondrej Pavlu | | UR | | | | |
| M35 | Stephen Craig | | NC | | | | |
| M40 | Angus Shedden | | SH | | | | |
| M45 | Richard Morris | | BN | | | | |
| M50 | Peter Annetts | | GO | | | | |
| M55 | Greg Barbour | | BF | | | | |
| M60 | Eoin Rothery | | BF | | | | |
| M65 | Nick Dent | | CC | | | | |
| M70 | Ross Barr | | GO | | | | |
| M75 | Ted Mulherin | | WH | | | | |
| M80 | Brian Cleland | | UR | | | | |

| STATE MTBO MIDDLE CHAMPIONS 2017 | | | STATE MTBO LONG CHAMPIONS 2017 | | |
|---|------------------|----|--|-----------------|----|
| The NSW Middle MTBO Championships were held at Wingello on 7 October. | | | The NSW Long MTBO Championships were held at Wingello SF on 8 October. | | |
| Organiser: | Amanda Mackie | BF | Organiser: | Kerry Bacon | NC |
| Planner: | Hamish Mackie | BF | Planner: | Greg Bacon | NC |
| Controller: | Michael Roylance | BF | Controller: | Robert Prentice | NC |

| | | | | | | | |
|-----|-------------------|------------------|-----|-----|--------------------|-----------------|-----|
| W12 | Erika Enderby | | NC | W12 | Erika Enderby | | NC |
| W16 | Rhiannon Prentice | | NC | W12 | Mikayla Enderby | | NC |
| W20 | Tayla Simpson | | NZ | W16 | Rhiannon Prentice | | NC |
| W21 | Lucy Mackie | | BF | W20 | Tegan Knightbridge | | NZ |
| W40 | Carolyn Jackson | | VIC | W21 | Antonia Haga | | FIN |
| | Jenny Enderby | NC resident (4) | | | Cath Chalmers | BF resident (2) | |
| W50 | Deb Bain | | NZ | W40 | Rachel Drew | | NZ |
| | Carolyn Matthews | NC resident (2) | | | Jenny Enderby | NC resident (5) | |
| W60 | Vivienne Prince | | NZ | W50 | Deb Bain | | NZ |
| W70 | Toy Martin | | NC | | Carolyn Matthews | NC resident (2) | |
| M12 | Aidan Guinness | | ACT | W60 | Vivienne Prince | | NZ |
| | Nat Carroll | SH resident (2) | | W70 | Toy Martin | | NC |
| M14 | Lachlan Young | | ACT | M12 | Nat Carroll | | SH |
| | Alec Power | NC resident (3) | | M14 | Lachlan Young | | ACT |
| M16 | Riley Martin | | WA | M16 | Riley Martin | | WA |
| M20 | Tristan Miller | | ACT | M20 | Tristan Miller | | ACT |
| M21 | Fergus Mackie | | BF | | Alastair George | BF resident (2) | |
| M40 | Brent Simpson | | NZ | M21 | Fergus Mackie | | BF |
| | Greg Barbour | BF resident (4) | | M40 | Brent Simpson | | NZ |
| M50 | David King | | NZ | | Hamish Mackie | BF resident (2) | |
| | Andrew Power | NC resident (3) | | M50 | Andrew Skelton | | NZ |
| M60 | Nick Collins | | NZ | | Andrew Power | NC resident (4) | |
| | Robert Prentice | NC resident (2) | | M60 | Nick Collins | | NZ |
| M70 | Michael Wood | | NZ | | Geoff Todkill | NC resident (4) | |
| | Steve Flick | BN resident (10) | | M70 | Michael Wood | | NZ |
| M80 | Graeme Cadman | | VIC | M80 | Graeme Cadman | | VIC |

Bennelong Trophy (NSW v ACT)

The **Bennelong Trophy** is contested annually by NSW and ACT based on each state's Long Distance championships.

The winner of each A class receives a point; the winner of each AS or B class receives half a point.

For 2017 the winner was: NSW

ORIENTEERS OF THE YEAR 2017

| | | | | | | |
|----------|--------------------|-----|--|----------|--------------------|-----|
| W10 | Lyra Simpson | BF | | M10 | Elye Dent | ACT |
| W12 | Erika Enderby | NC | | M12 | Jamie Woolford | BB |
| W14 | Mikayla Enderby | NC | | M14 | David Stocks | ACT |
| W16 | Ella Cuthbert | ACT | | M16 | Alvin Craig | NC |
| W20 | Tara Melhuish | ACT | | M20 | Toby Wilson | GO |
| W21A | Bridget Anderson | SA | | M21A | Simon Uppill | SA |
| W21AS | Kate Alborough | NC | | M21AS | Darren Slattery | BN |
| W35 | Alitia Dougall | BN | | M35 | Stephen Craig | NC |
| W35AS | Shannan Forrest | ACT | | M35AS | Mark Brindley | GO |
| W40 | Tracy Marsh | BN | | M40 | Angus Shedden | SH |
| W45 | Jenny Enderby | NC | | M45 | Scott Simson | NC |
| W45AS | Salme Fuller | IK | | M45AS | Ian Jessup | GO |
| W50 | Paula Shingler | BF | | M50 | Andy Simpson | BF |
| W55 | Carolyn Matthews | NC | | M55 | Bjorn Mella | NC |
| W55AS | Sandra Stewart | SH | | M55AS | Dale Wallace | WP |
| W60 | Lynn Dabbs | WH | | M60 | Eoin Rothery | BF |
| W65 | Carol Jacobson | GO | | M65 | Gordon Wilson | BN |
| W65AS | Carolyn Rigby | NC | | M65AS | Dennis Sparling | GO |
| W70 | Mary-Jane Mahoney | UR | | M70 | Steve Flick | BN |
| W75 | Ann Ingwersen | ACT | | M75 | John le Carpentier | SH |
| W80 | Maureen Ogilvie | UR | | M80 | Brian Cleland | UR |
| W85 | Sue Healy | VIC | | M85 | Kevin Paine | ACT |
| | | | | M90 | Hermann Wehner | ACT |
| WOpenB | Cassandra Thompson | NC | | MOpenB | William Thompson | NC |
| WJuniorB | Arika Bogdanovits | VIC | | MJuniorB | Angus Powell | QLD |
| | | | | OpenEasy | Will Nolan | UR |

NSW INTERCLUB 2017

| | | |
|----|---------------------|------|
| 1 | Newcastle | 1363 |
| 2 | Garingal | 1173 |
| 3 | Big Foot | 1011 |
| 4 | Uringa | 663 |
| 5 | Bennelong Northside | 485 |
| 6 | Southern Highlands | 475 |
| 7 | Western and Hills | 349 |
| 8 | Central Coast | 257 |
| 9 | Bush n Beach | 214 |
| 10 | Illawarra Kareelah | 195 |
| 11 | Waggaroos | 147 |
| 12 | Goldseekers | 97 |
| 13 | Western Plains | 71 |
| 14 | Northern Tablelands | 52 |

AUSTRALIAN CHAMPIONSHIP PLACE-GETTERS 2017

| SPRINT | MIDDLE | LONG |
|--|--|--|
| The Australian Sprint Championships were held at CSU Bathurst on 23 September. | The Australian Middle Distance Championships were held at Hill End, NSW on 24 September. | The Australian Long Distance Championships were held at Hill End, NSW on 30 September. |

| First | | | First | | | First | | |
|--------------|--------------------|----|--------------|--------------------|----|--------------|-------------------------|----|
| W12 | Erika Enderby | NC | W10 | Aoife Rothery | BF | W10 | Aoife Rothery | BF |
| W20 | Clare Jessup | GO | W12 | Erika Enderby | NC | W12 | Erika Enderby | NC |
| W21 | Clare Murphy | UR | W20 | Clare Jessup | GO | W21 | Nikolett Halmai | GO |
| W50 | Paula Shingler | BF | W21 | Nikolett Halmai | GO | W40 | Tracy Marsh | BF |
| W60 | Debbie Davey | WR | W35 | Phoebe Dent | CC | W45 | Jenny Enderby | NC |
| W65 | Carol Jacobson | GO | W45 | Jenny Enderby | NC | W70 | Jean Baldwin | GS |
| W70 | Jenny Hawkins | NT | W70 | Jenny Hawkins | NT | M12 | Jamie Woolford | BB |
| W80 | Maureen Ogilvie | UR | M14 | Clyde McGhee | BN | M35 | Stephen Craig | NC |
| M21 | Charles Keir | GS | M21 | Charles Keir | GS | M40 | Damian Enderby | NC |
| M40 | Doug Jay | SH | M40 | Doug Jay | SH | | | |
| M45 | Jock Davis | BF | | | | | Second | |
| M55 | Greg Barbour | BF | | Second | | W10 | Lyra Simpson | BF |
| M60 | Mel Cox | BN | W10 | Lyra Simpson | BF | W14 | Mikayla Enderby | NC |
| M70 | Steve Flick | BN | W21 | Tamara Orr | NC | W20 | Clare Jessup | GO |
| M75 | John le Carpentier | SH | W60 | Debbie Davey | WR | W55 | Gayle Quantock | NC |
| M80 | Lloyd Gledhill | GO | W75 | Janet Morris | WH | W65 | Lynn Dabbs | WH |
| | | | M45 | Jock Davis | BF | W70 | Jenny Hawkins | NT |
| | Second | | M55 | Greg Barbour | BF | M21 | Charles Keir | GS |
| W10 | Aoife Rothery | BF | M60 | Mel Cox | BN | M45 | Jock Davis | BF |
| W21 | Nikolett Halmai | GO | M75 | John le Carpentier | SH | M60 | Mel Cox | BN |
| W45 | Jenny Enderby | NC | | | | M70 | Ross Barr | GO |
| W60 | Julia Prudhoe | CC | | | | M75 | John le Carpentier | SH |
| M21 | Daniel Orr | NC | | Third | | W60 | Debbie Davey | WR |
| M55 | Tony Woolford | BB | W21 | Clare Murphy | UR | | | |
| M65 | Ian McKenzie | UR | W35 | Alitia Dougall | BN | | Third | |
| M80 | Brian Cleland | UR | W50 | Linda Sesta | UR | M10 | Alex Woolford | BB |
| | | | W55 | Carolyn Matthews | NC | M12 | Oliver Freeman | BF |
| | Third | | W65 | Lynn Dabbs | WH | M35 | Istvan Kertesz | GO |
| W10 | Maggie Mackay | UR | W70 | Jean Baldwin | GS | M55 | Alex Woolford | BB |
| W21 | Tamara Orr | NC | M21 | Daniel Orr | NC | M60 | Alex Davey | WR |
| W35 | Phoebe Dent | CC | M35 | Istvan Kertesz | GO | | | |
| W45 | Cath Chalmers | BF | M40 | Damian Enderby | NC | | OA Shield | |
| W60 | Hilary Wood | CC | M55 | Bjorn Mella | NC | 1 | NSW | 80 |
| M12 | Oliver Freeman | BF | M70 | Ross Barr | GO | 2 | ACT | 47 |
| M14 | Clyde McGhee | BN | M75 | John Hodsdon | SH | 3 | VIC | 33 |
| M16 | Alvin Craig | NC | M80 | Brian Cleland | UR | | | |
| M21 | Robert Herkes | GO | | | | | Club of the Year | |
| M60 | Eoin Rothery | BF | | | | 1 | Newcastle | 55 |
| M65 | Gordon Wilson | BN | | | | 2 | Australopers | 51 |
| | | | | | | 3 | Ugly Gully | 35 |
| | | | | | | 4 | Big Foot | 33 |

AUSTRALIAN RELAY CHAMPIONSHIPS 2017

The Australian Relay Championships were held at Hill End, NSW ("Tambaroora South") on 1 October.

| First | | | | | | |
|--------|-----------------|----|----------------|----|------------------|----|
| W35 | Jenny Enderby | NC | Linda Sesta | BF | Paula Shingler | BF |
| W65 | Jenny Hawkins | NT | Carol Jacobson | GO | Lynn Dabbs | WH |
| M20E | Alastair George | BF | Duncan Currie | GO | Toby Wilson | GO |
| M35 | Jock Davis | BF | Stephen Craig | GO | Rob Preston | NC |
| M45 | Andy Simpson | BF | Ant Nolan | UR | Mark Freeman | BF |
| Second | | | | | | |
| M/W12 | Alex Woolford | BB | Erika Enderby | NC | Oliver Freeman | BF |
| M16 | Lachlan Billett | WR | Ewan Shingler | BF | Alvin Craig | NC |
| M55 | Geoff Todkill | NC | Mel Cox | BN | Alex Davey | WR |
| M65 | Terry Bluett | BN | Ross Barr | GO | Steve Flick | BN |
| Third | | | | | | |
| W55 | Gayle Quantock | NC | Jo Parr | BF | Carolyn Matthews | NC |
| M45 | Scott Simson | NC | Shane Trotter | NC | Shane Doyle | UR |
| M55 | Rob Vincent | NC | Bjorn Mella | NC | Tony Woolford | BB |

The above does not include AS, Open Mixed classes

Xanthorrhoea Trophy

- 1 NSW 32
- 2 ACT 20
- 3 QLD 19

AUSTRALIAN SCHOOLS CHAMPIONSHIPS 2017

The Australian Schools Championships were held at Lyndhurst, Bathurst and Vittoria State Forest, NSW, from 26-28 September.

| | | | | | |
|-------------|-----------------|------|--------------|-----------------|----|
| Junior Boys | Alvin Craig | NC | Junior Girls | Serena Doyle | UR |
| | Sam Woolford | NC | | Nea Shingler | BF |
| | Oscar Woolford | CC | | Andra Leung | GO |
| | Oskar Mella | NC | | Mikayla Enderby | NC |
| | Ewan Shingler | BF | | | |
| | Clyde McGhee | BN | | | |
| Senior Boys | Alastair George | BF | Senior Girls | Joanna Hill | GO |
| | Duncan Currie | GO | | Ellen Currie | GO |
| | Thomas Gordon | KNOX | | Clare Jessup | GO |
| | Lachlan Billett | WR | | Claire Burgess | NC |
| | Angus Leung | GO | | | |
| | Tom Kennedy | GO | | | |

| | Individual | | | Sprint | | | Relay | |
|--------------|------------------|-----------------|-----|------------------|-----------------|-----|-----------------|--|
| Junior Boys | 1 st | Alvin Craig | NC | 1 st | Will Tidswell | NZ | 2 nd | |
| | | | | 2 nd | Alvin Craig | NC | | |
| | | | | 3 rd | Ewan Shingler | BF | | |
| Senior Boys | 1 st | Aston Key | VIC | 1 st | Kurtis Shuker | NZ | 7 th | |
| | 3 rd | Alastair George | BF | 11 th | Lachlan Billett | WR | | |
| Junior Girls | 1 st | Joanna George | SA | 1 st | Zoe Melhuish | ACT | 9 th | |
| | 11 th | Nea Shingler | BF | 16 th | Nea Shingler | BF | | |
| Senior Girls | 1 st | Tara Melhuish | ACT | 1 st | Tara Melhuish | ACT | 8 th | |
| | 7 th | Claire Burgess | NC | 15 th | Claire Burgess | NC | | |

Champion State Points Score

| | | |
|---|------------|--------|
| 1 | ACT | 71 pts |
| 2 | Queensland | 65 pts |
| 3 | SA | 54 pts |
| 5 | NSW | 46 pts |

AUSTRALIAN TEAMS 2017

Australian teams were selected to contest the World Junior Foot O Championships in Finland in July, World MTBO Championships in Latvia in August and World Foot O Championships in Estonia in July. Athletes from NSW were selected in the Australian teams for these events as follows:

WMTBOC

Lucy Mackie BF
Fergus Mackie BF
Glen Charlton NC

WOC

Julian Dent CC

JWOC

Toby Wilson GO

AUSTRALIAN NATIONAL LEAGUES 2017

MTBO

The 2017 Australian National MTBO Series was contested over three rounds and nine events in Victoria, QLD and NSW.

| W21 | Individual | | | M21 | Individual | | |
|------------|----------------------|----|-----|------------|-------------------|----|-----|
| 1 | Lucy Mackie | BF | 147 | 1 | Fergus Mackie | BF | 141 |
| 16 | Cath Chalmers | BF | 52 | 4 | Glen Charlton | NC | 106 |
| 18 | Sally Anne Henderson | NC | 47 | 8 | Ori Gudes | UR | 66 |
| 21 | Cassandra Thompson | NC | 12 | 11 | Steven Todkill | NC | 61 |
| | | | | 13 | Konsta Vanhanen | GS | 56 |
| | | | | 18 | Simon Louis | IK | 46 |
| | | | | 21 | William Thompson | NC | 29 |
| | | | | 27 | Matt Bacon | NC | 25 |
| | | | | | | | |
| W21 | Teams | | | M21 | Teams | | |
| 1 | NSW | | 71 | 1 | VIC | | 62 |
| 2 | QLD | | 40 | 2 | NSW | | 48 |
| 3 | WA | | 35 | 3 | WA | | 38 |

Foot O

The Australian National League was contested over 6 rounds and 16 events in TAS, ACT, NZ, NSW, ACT and NSW. The NSW Stingers represented NSW.

| W21 | Teams | | | M21 | Teams | | |
|------------|---------------------|-----|-----|------------|---------------------|-----|-----|
| 1 | Canberra Cockatoos | ACT | 141 | 1 | Canberra Cockatoos | ACT | 149 |
| 2 | Victorian Nuggets | VIC | 103 | 2 | Victorian Nuggets | VIC | 103 |
| 3 | Queensland Cyclones | QLD | 83 | 3 | NSW Stingers | NSW | 80 |
| 4 | Southern Arrows | SA | 68 | 4 | Southern Arrows | SA | 77 |
| 5 | NSW Stingers | NSW | 64 | 5 | Tassie Foresters | TAS | 61 |
| 6 | Tassie Foresters | TAS | 24 | 6 | Queensland Cyclones | QLD | 22 |
| 7 | Western Nomads | WA | 0 | 7 | Western Nomads | WA | 4 |
| | | | | | | | |
| W20 | Teams | | | M20 | Teams | | |
| 1 | Queensland Cyclones | QLD | 79 | 1 | NSW Stingers | NSW | 71 |
| 2 | Southern Arrows | SA | 61 | 2 | Canberra Cockatoos | ACT | 67 |
| 3 | Tassie Foresters | TAS | 60 | 3 | Tassie Foresters | TAS | 63 |
| 4 | NSW Stingers | NSW | 55 | 4 | Queensland Cyclones | QLD | 61 |
| 5 | Canberra Cockatoos | ACT | 52 | 5 | Southern Arrows | SA | 49 |
| 6 | Victorian Nuggets | VIC | 33 | 6 | Victorian Nuggets | VIC | 37 |
| 7 | Western Nomads | WA | 23 | 7 | Western Nomads | WA | 1 |

| W21 | Individual | | | M21 | Individual | | |
|------------|----------------------|-----|-----|------------|-------------------|-----|-----|
| 1 | Jo Allison | ACT | 219 | 1 | Simon Uppill | SA | 243 |
| 2 | Natasha Key | VIC | 218 | 2 | Matt Crane | ACT | 216 |
| 3 | Charlotte Watson | ACT | 215 | 3 | Tomas Krajca | ACT | 200 |
| 10 | Nicola Blatchford | NSW | 135 | 9 | Rob Bennett | NSW | 132 |
| 14 | Anna Fitzgerald | NSW | 124 | 13 | Andrew Brown | NSW | 99 |
| 17 | Briohny Seaman | NSW | 85 | 21 | Atte Lahtinen | NSW | 73 |
| 23 | Lisa Grant | NSW | 52 | 23 | Itay Manor | NSW | 66 |
| 24 | Sally-Anne Henderson | NSW | 51 | 33 | Aidan Dawson | NSW | 46 |
| 28 | Lucy McGarva | NSW | 42 | =34 | Andrew Hill | NSW | 43 |
| 33 | Catherine Murphy | NSW | 30 | =37 | Eric Morris | NSW | 41 |
| | | | | =43 | Konsta Vanhanen | NSW | 35 |
| | | | | =43 | Andrew Morris | NSW | 35 |
| | | | | 45 | Alex Massey | NSW | 34 |
| | | | | 48 | Dave Meyer | NSW | 32 |
| | | | | 54 | Peter Preston | NSW | 23 |
| | | | | =71 | James McQuillan | NSW | 9 |
| | | | | 74 | Bart Vonhoff | NSW | 7 |
| | | | | | | | |
| W20 | Individual | | | M20 | Individual | | |
| 1 | Tara Melhuish | ACT | 240 | 1 | Aston Key | VIC | 243 |
| 2 | Asha Steer | VIC | 210 | 2 | Joseph Dickinson | TAS | 204 |
| 3 | Caroline Pigerre | QLD | 208 | 3 | Jarraah Day | TAS | 199 |
| 6 | Georgia Jones | NSW | 177 | 5 | Toby Wilson | NSW | 189 |
| 8 | Rebecca George | NSW | 151 | 6 | Alastair George | NSW | 183 |
| 14 | Melissa Annetts | NSW | 75 | 9 | Duncan Currie | NSW | 153 |
| 30 | Maree Doyle | NSW | 18 | 35 | Benoit Pecoud | NSW | 42 |
| | | | | =36 | Michael Clayden | NSW | 34 |
| | | | | 39 | Thomas Gordon | NSW | 26 |
| | | | | 48 | Alex Kennedy | NSW | 8 |

ORIENTEERING NSW

ORIENTEERING ASSOCIATION
OF NSW, Inc.

ABN: 45 062 472 184

FINANCIAL STATEMENTS
FOR THE YEAR ENDING
31 DECEMBER 2017

ORIENTEERING ASSOCIATION OF NSW, Inc.

**Statement of Income and Expenditure
for the Year ended 31 December 2017**

| | Notes | 2017 \$ | 2016 \$ |
|--|-------|------------|---------------|
| Income | | | |
| Events | | 241,745 | 104,836 |
| Development – Sporting Schools | | 76,340 | 54,463 |
| – Other | | 42,944 | 49,321 |
| Grants | | 109,962 | 91,960 |
| Membership Fees | | 36,796 | 32,559 |
| Junior Squad Fundraising and Contributions | | 14,922 | 10,754 |
| Schools Fundraising and Contributions | | 11,991 | 20,711 |
| Equipment Sales | | 7,374 | 6,651 |
| Belanglo Fees | | 5,893 | 6,576 |
| Interest Received | | 1,393 | 1,898 |
| Other Revenue | | 153 | 172 |
| | | <hr/> | <hr/> |
| | | 549,513 | 381,694 |
| Expenditure | | | |
| Employment | | 151,627 | 133,047 |
| Event expenses | | 121,283 | - |
| Sporting Schools | | 51,709 | 19,310 |
| Event Fees | | 38,919 | 11,166 |
| Squad Expenses | | 26,066 | 34,615 |
| Grant Expenditure | 3 | 32,136 | 5,315 |
| Membership Registration fees | | 24,193 | 25,133 |
| Administration costs | | 17,901 | 10,508 |
| Development | 2 | 14,607 | 40,201 |
| AO Magazine | | 9,307 | 11,785 |
| Software & hosting (inc licencing fees) | | 9,279 | 9,931 |
| Online Merchant Fees | | 8,296 | 3,776 |
| Promotion | | 8,001 | 7,178 |
| Insurance | | 8,092 | 8,109 |
| Awards & Trophies | | 5,603 | 3,782 |
| Equipment | | 3,274 | 10,080 |
| Donations | | 2,942 | - |
| Belanglo Hut Expenses | | 2,800 | 3,351 |
| Depreciation | | 2,717 | 4,640 |
| Co-ordinator Fees | | 2,500 | 10,000 |
| Stationery and printing | | 1,719 | 342 |
| Athlete Grants | | 1,500 | 1,500 |
| Audit fee | | 1,045 | 995 |
| Affiliation fees | | 374 | 365 |
| Other | | 3,425 | 1,986 |
| | | <hr/> | <hr/> |
| | | 549,313 | 358,910 |
| Surplus / (deficit) | | 200 | 22,785 |

ORIENTEERING ASSOCIATION OF NSW, Inc.

**Balance Sheet
as at 31 December 2017**

| | Notes | 2017 \$ | 2016 \$ |
|--------------------------------------|-------|------------|------------|
| Current Assets | | | |
| Cash at Bank | 4 | 253,886 | 220,150 |
| Receivables | | 9,129 | 16,267 |
| Inventory | | 1,299 | 1,605 |
| Owing by Clubs | | 8,563 | 17,257 |
| Accrued Income and Other Prepayments | | 7,921 | 11,952 |
| | | 280,798 | 267,230 |
| Non-current Assets | | | |
| Office and Sportident Equipment | 5 | 967 | 3,685 |
| | | 967 | 3,685 |
| Total Assets | | 281,765 | 270,915 |
| Current Liabilities | | | |
| Creditors and Accruals | | 50,100 | 28,554 |
| Owing to Clubs | | 12,749 | 15,235 |
| Australian Taxation Office (BAS) | | 2,087 | 10,246 |
| Employee Leave Provision | | 6,537 | 6,789 |
| Income In Advance – Memberships | | 6,905 | 15,593 |
| – Grants | | 33,979 | 25,289 |
| | | 112,356 | 101,706 |
| Net Assets | | 169,409 | 169,209 |
| Members' Funds | | | |
| At start of the year | | 169,209 | 146,424 |
| Surplus/(Deficit) for the year | | 200 | 22,785 |
| At end of the year | | 169,409 | 169,209 |

ORIENTEERING ASSOCIATION OF NSW, Inc.

**Notes to the Financial Statements
for the year ended 31 December 2017**

1. Accounting Policies

The Association has published a special purpose financial statement on an accrual basis using normally accepted accounting principles.

Taxation

The Association is registered for GST but is not required to pay Income Tax. Data shown on a GST net basis.

Fixed Assets

Equipment is booked at cost and depreciated using the diminishing value method over useful lives, normally four years.

| | 2017 | 2016 |
|---|---------|---------|
| | \$ | \$ |
| 2. Grant Expenditure | | |
| This represents expenditure associated with the ASC Participation Grants. | | |
| Southern and Western Sydney expansion | 9,240 | - |
| Bathurst expansion | 6,835 | - |
| Northern Sydney expansion | 4,377 | - |
| Permanent courses | 2,247 | - |
| Port Macquarie expansion | 2,784 | - |
| School holiday programme | 1,976 | - |
| Upper Hunter Valley expansion | 4,676 | - |
| | 32,136 | - |
| 3. Development Expenses | | |
| General | - | 103 |
| Coaching | 3,268 | 23,092 |
| Equipment | 927 | 310 |
| Facility Fees | 1,872 | 1,656 |
| Mapping | 2,675 | 9,027 |
| Printing | 2,619 | 2,033 |
| Preparation | 1,383 | 2,262 |
| Sportident | 1,865 | 1,719 |
| | 14,607 | 40,201 |
| 4. Cash at Bank | | |
| Current Accounts at ANZ Bank | 252,392 | 189,139 |
| PayPal | 1,494 | 31,011 |
| | 253,886 | 220,150 |
| 5. Equipment | | |
| Expenditure in the year was | Nil | - |
| There were no disposals. | | |
| At Cost | 38,743 | 38,743 |
| Less: Accumulated Depreciation | 37,775 | 35,058 |
| | 967 | 3,685 |
| 6. Grants | | |
| This represents the Bush 'n' Beach element of the participation grant association with QB3. | | |

ORIENTEERING ASSOCIATION OF NSW, Inc.

In the opinion of the members of the Board:

- (a) the accompanying Statement of Income and Expenditure was drawn up so as to give a true and fair view of the results of the entity for the year.
- (b) the accompanying Balance Sheet was drawn up so as to give a true and fair view of the state of affairs of the entity as at 31 December 2017.
- (c) at the date of this statement there are reasonable grounds to believe that the Association will be able to pay all debts as and when they fall due.


Signed in accordance with a resolution of the Board.

Place:


Thornleigh

Date:

25/3/18



President



Finance Director

**INDEPENDENT AUDITORS REPORT TO THE MEMBERS OF
ORIENTEERING ASSOCIATION OF NSW INCORPORATED
ABN 45 062 472 184**

We have audited the accompanying Special Purpose Financial Report of the Orienteering Association of NSW Incorporated which comprises of the Balance Sheet as 31 December 2017, the Statement of Income and Expenditure for the year then ending, a summary of significant accounting policies, other explanatory notes, and the Committee declaration.

Committee Responsibility for the Financial Report

The Committee is responsible for the preparation and fair presentation of the Financial Report.

The Committee has determined that the accounting policies described in Note 1 to the Financial Statements, which form part of the Financial Report, are appropriate to meet the requirements of the Associations Incorporation Act (NSW) 2009, and the needs of the members.

The Committee is responsible for designing, implementing and maintaining internal control relevant to the preparation and fair presentation of the Financial Report that is free from material misstatement, whether due to fraud or error, selecting and applying appropriate accounting policies, and making accounting estimates that are reasonable in the circumstances.

Auditor Responsibility

Our responsibility is to express an opinion on the Financial Report based upon the audit.

We have conducted an independent audit of the Financial Report in order to express an opinion on it to the members. No opinion is expressed as to whether the accounting policies used, as described in Note 1, are appropriate to the needs of the members.

Our audit has been conducted an independent audit of the Financial Report in order to express an opinion on it to the members. No opinion is expressed as to whether the accounting policies used, as described in Note 1, are appropriate to the needs of the members.

Our audit has been conducted in accordance with Australian Auditing Standards. These standards require that we comply with relevant ethical requirements relating to audit engagements and plan and perform the audit to obtain reasonable assurance as to whether the Financial Report is free from material misstatement.

An audit:

- a) Involves performing procedures to obtain audit evidence of the amounts and disclosures in the Financial Report. The procedures selected depend on the auditor's judgement, including the assessment of the risks of material misstatement of the Financial Report, whether due to fraud or error. In assessing those risks the auditor considers internal controls relevant to the Committee's preparation and fair presentation of the financial report. The assessment is conducted so as to design audit procedures that are appropriate in the circumstances. The assessment is not conducted for the purpose of expressing an opinion of the effectiveness of the Committee's internal controls.
- b) Evaluates the appropriateness of accounting policies used by, and the reasonableness of accounting estimates made by the Committee, and the overall presentation of the financial report.

The financial report has been prepared for distribution to the members for the purpose of fulfilling the Committee's financial reporting requirements under the Associations Incorporation Act (NSW) 2009. We disclaim any assumption of responsibility for any reliance upon this report, or upon the Financial Report to which it relates, to any person other than the members, or for any purpose other than that for which it was prepared.

We believe that the audit evidence we have obtained is sufficient and appropriate to provide a basis for our audit opinion.

**INDEPENDENT AUDITORS REPORT TO THE MEMBERS OF
ORIENTEERING ASSOCIATION OF NSW INCORPORATED
ABN 45 062 472 184**

Independence

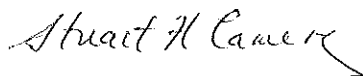
In conducting our audit, we have complied with the Accounting and Professional Ethics Standards Board Pronouncement 110.

Audit Opinion

In our opinion the Financial Report of the Orienteering Association of NSW Incorporated is in accordance with the Associations Incorporation Act (NSW) 2009, including:

- a) giving a true and fair view of the Association financial position as at 31 December 2017 and of its performance and of its cash flows for the year end on that date in accordance with the accounting policies described in Note 1, and
- b) complying with Australian Accounting Standards to the extent described in Note 1 and the Associations Incorporation Act (NSW) 2009.

KS Black & Co
Chartered Accountants



Stuart H Cameron
Partner
FCA No: 75834

Dated: 25/3/18